

5 5/8" Tubular Shower Arm

MODEL # 27414

Pure Freude an Wasser



GROHE America, Inc | 200 North Gary Avenue, Suite G, Roselle, IL 60172
Phone: +1 (800) 444-7643 | Fax: +1 (800) 225-2778 | us-customerservice@grohe.com



Product Description:
5 5/8" Tubular Shower Arm

Standard Specification:

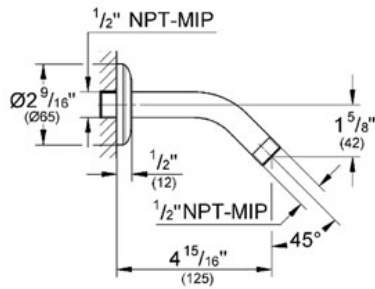
- GROHE StarLight® finish
- 1/2" Connection thread
- Projection 5 5/8"

Applicable Codes & Standards:

- Energy Policy Act of 1992
- ASME A112.18.1/CSA B125.1

Color:

- 27414 000 chrome
- 27414 EN0 Brushed Nickel



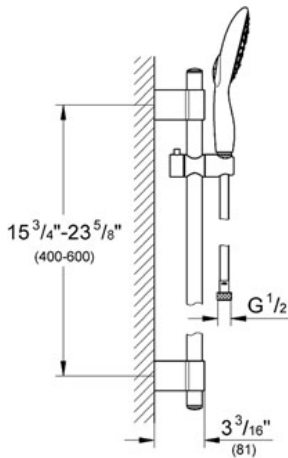
POWER&SOUL® 130 Shower Set

MODEL # 27736

Pure Freude an Wasser

GROHE

GROHE America, Inc | 200 North Gary Avenue, Suite G, Roselle, IL 60172
Phone: +1 (800) 444-7643 | Fax: +1 (800) 225-2778 | us-customerservice@grohe.com



Product Description: Shower Set

Standard Specification:

- GROHE StarLight® finish
- GROHE DreamSpray® perfect spray pattern
- GROHE EcoJoy® 2.4 g flow limiter
- GROHE QuickFix® Plus installation system
- SpeedClean anti-lime system
- Suitable for instantaneous heater
- Power&Soul 130 Hand shower (27 673 000)
- 24" shower bar (27 784 000)
- With wall holders
- 69" Silverflex shower hose (28 388 000)
- **Twistfree** to prevent hose from twisting
- Min. recommended pressure 15 psi
- Max Flow Rate 2.5 gpm (9.5 L/min)

Applicable Codes & Standards:

- Energy Policy Act of 1992
- ASME A112.18.1/CSA B125.1

Color:

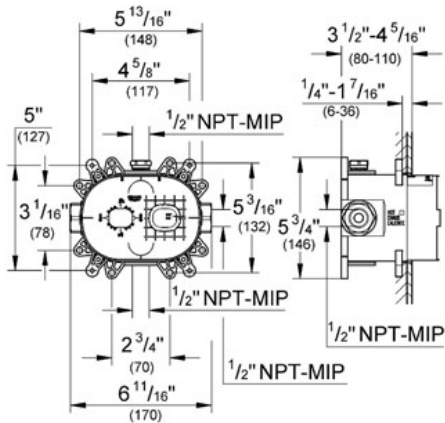

- 27736 000 chrome

GROHFLEX™
 Universal Rough-In Box
 MODEL # 35026

Pure Freude an Wasser



GROHE America, Inc | 200 North Gary Avenue, Suite G, Roselle, IL 60172
 Phone: +1 (800) 444-7643 | Fax: +1 (800) 225-2778 | us-customerservice@grohe.com



Product Description:
 Universal Rough-In Box

Standard Specification:

- Inlets and outlets 1/2"
- Fixing points for front and back wall
- Leakproof housing
- Integrated service stops
- Flushing plug
- Removable protection cover with installation information
- For use with the GrohFlex Bathroom Solution Kits (sold separately):
 - Pressure Balance Valves and Thermostats
 - Single Function, Dual Function or Custom Shower

Applicable Codes & Standards:

- Energy Policy Act of 1992
- ASME A112.18.1/CSA B125.1

Color:

□ 35026 000

EUPHORIA COSMOPOLITAN 180

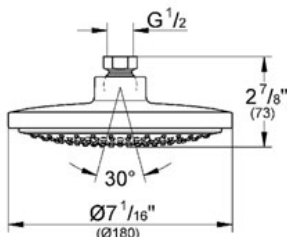
Head shower 1 spray

MODEL # 27492

Pure Freude an Wasser



GROHE America, Inc | 200 North Gary Avenue, Suite G, Roselle, IL 60172
 Phone: +1 (800) 444-7643 | Fax: +1 (800) 225-2778 | us-customerservice@grohe.com



Product Description:

Head shower 1 spray

Standard Specification:

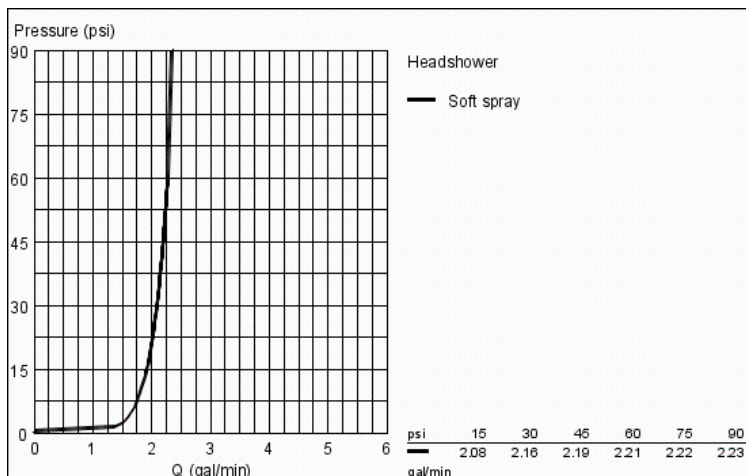
- GROHE StarLight® finish
- GROHE EcoJoy® technology for less water and perfect flow
- GROHE DreamSpray® perfect spray pattern
- SpeedClean anti-lime system
- Rain
- Rotating ball joint $\pm 15^\circ$
- Max FLow Rate 2.5 gpm
- 1/2" Connection thread
- Suitable for instantaneous heater
- Max Flow Rate 2.5 gpm at 80 psi (9.5 L/min)

Applicable Codes & Standards:

- Energy Policy Act of 1992
- ASME A112.18.1/CSA B125.1
- US Federal and State material regulations

Color:

- 27492 000 chrome
- 27492 EN0 Brushed Nickel



ATRIO

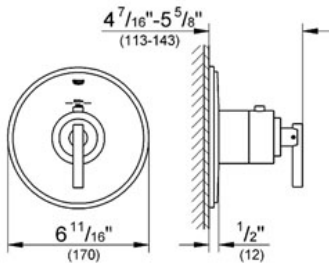
Custom shower thermostatic trim with control module

MODEL # 19865

Pure Freude an Wasser



GROHE America, Inc | 200 North Gary Avenue, Suite G, Roselle, IL 60172
 Phone: +1 (800) 444-7643 | Fax: +1 (800) 225-2778 | us-customerservice@grohe.com



ADA

Product Description:

Custom shower thermostatic trim with control module

Standard Specification:

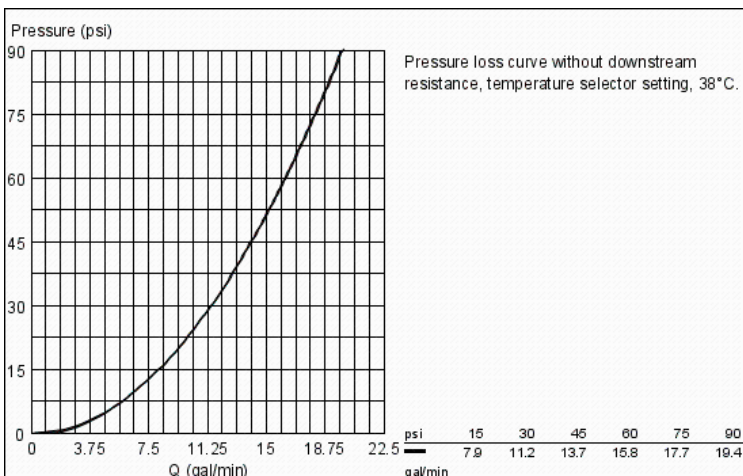
- GROHE StarLight® finish
- GROHE TurboStat® technology
- For high-flow, multiple outlet custom shower applications
- Requires separate volume controls
- For use with GrohFlex™ universal rough-in box 35 026 000 sold separately
- Max Flow Rate: 14 gpm at 45 psi

Applicable Codes & Standards:

- Energy Policy Act of 1992
- ASME A112.18.1/CSA B125.1
- ICC/ANSI A117.1

Color:

- 19865 000 chrome
- 19865 EN0 Brushed Nickel

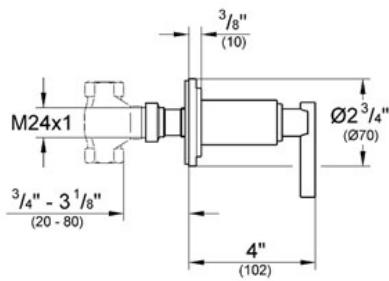


ATRIO
Volume Control Trim
MODEL # 19182

Pure Freude an Wasser



GROHE America, Inc | 200 North Gary Avenue, Suite G, Roselle, IL 60172
Phone: +1 (800) 444-7643 | Fax: +1 (800) 225-2778 | us-customerservice@grohe.com



ADA

Product Description:
Volume Control Trim

Standard Specification:

- GROHE StarLight® finish
- Atrio Lever Handle
- For use with Rough-In Valve 29 273 or 29 274

Applicable Codes & Standards:

- Energy Policy Act of 1992
- ASME A112.18.1/CSA B125.1
- ICC/ANSI A117.1

Color:

- 19182 000 chrome
- 19182 EN0 Brushed Nickel

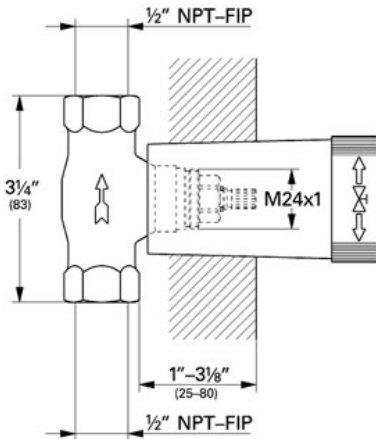
Concealed stop-valve, 1/2"

MODEL # 29273

Pure Freude an Wasser



GROHE America, Inc | 200 North Gary Avenue, Suite G, Roselle, IL 60172
Phone: +1 (800) 444-7643 | Fax: +1 (800) 225-2778 | us-customerservice@grohe.com



Product Description:
Concealed stop-valve, 1/2"

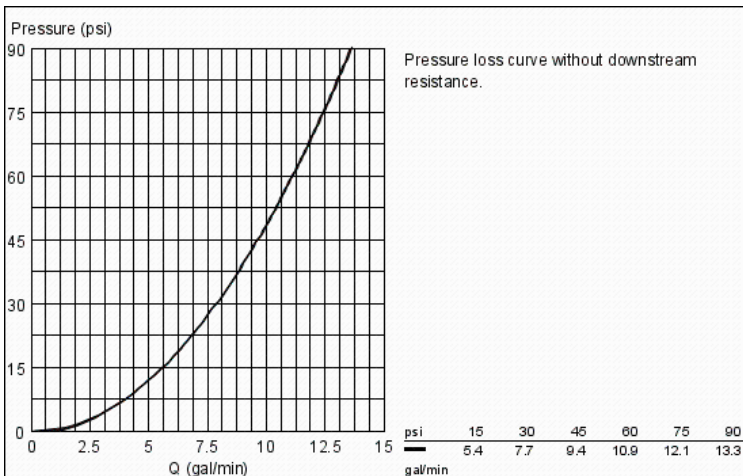
Standard Specification:

- 1/2" Threaded union
- 1/2" NPT Male Threads

Applicable Codes & Standards:

- Energy Policy Act of 1992
- ASME A112.18.1/CSA B125.1

Color:
 29273 000



RELEXA
Shower outlet elbow
MODEL # 28627

Pure Freude an Wasser



GROHE America, Inc | 200 North Gary Avenue, Suite G, Roselle, IL 60172
Phone: +1 (800) 444-7643 | Fax: +1 (800) 225-2778 | us-customerservice@grohe.com



Product Description:
Shower outlet elbow

Standard Specification:

- GROHE StarLight® finish
- 1/2" NPT Female Threads

Applicable Codes & Standards:

- Energy Policy Act of 1992
- ASME A112.18.1/CSA B125.1

Color:

- 28627 000 chrome
- 28627 EN0 Brushed Nickel

