

ONW-P – NeoSwitch PIR/Single Level Wall Switch Sensor (Ground Required)

Catalog#	Prepared by
Project	Date
Comments	Type

Overview

The Passive Infrared Single Level Occupancy Sensing Wall Switch is a motion sensing lighting control and conventional wall switch all-in-one that is used for energy savings and convenience.

Features

- Air-gap switch ensures no leakage current to load
- Selectable built-in light level sensor
- NEMA WD7 Guide robotic method utilized to verify coverage patterns
- LED Rated



PIR
Activated



Self-Adjusting



EATON

Powering Business Worldwide

Specifications

Technology	Passive Infrared (PIR)
Electrical Ratings	<p>120 VAC: Incandescent/Tungsten – Max. load: 6.7 amps, 800W, 50/60 Hz Fluorescent/Ballast – Max. load: 10 amps, 1200W, 50/60 Hz Electronic Ballast (LED) 3A</p> <hr/> <p>Motor Load: ¼ HP @ 125 VAC</p> <hr/> <p>347 VAC: Fluorescent/Ballast – Max. load: 4.3 amps, 1500W, 50/60 Hz Electronic Ballast (LED) 3A</p>
Ballast Compatibility	Compatible with LED loads, magnetic and electronic ballasts
Time Delays	Self-Adjusting, 15 seconds/test (10 min. Auto), Selectable 5, 15, 30 minutes
Coverage	Major motion - 36' x 30' Minor motion - 20' x 16'
Light Level Sensing	0 to 200 foot-candles
Operating Environment	Temperature: 32°F - 104°F (0°C - 40°C) Relative humidity: 20% to 90% non-condensing For indoor use only
Housing	Durable, injection molded housing. ABS resin complies with UL 94V-0
Size	<p>Mounting Plate Dimensions: ONW-P-1001-MV: 4.195" H x 1.732" W (106.55mm x 44mm)</p> <hr/> <p>Mounting Plate/Strap Dimensions: ONW-P-1001-347: 4.35" H x 1.732" W (110.49mm x 44mm)</p> <hr/> <p>Product Housing Dimensions: 2.618" H x 1.752" W x 1.9" D (66.5mm x 44.5mm x 48.26mm)</p>
LED Indicators	Red LED for PIR detection; Green LED acts as EcoMeter or night light locator
Standards	FCC Compliant cULus Listed RoHS Compliant



Operation

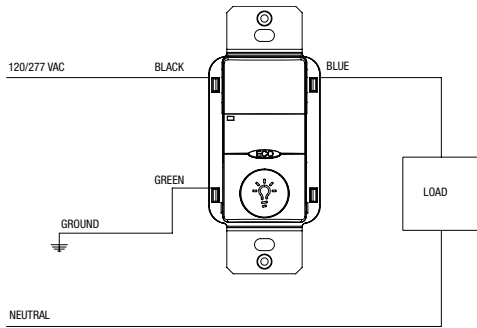
ONW-P-1001-MV is designed to detect motion from a heat-emitting source (such as a person entering a room) within its field-of-view and automatically switch lights ON. These sensors have multi-segmented lenses. For units to sense motion, the person must cross between two segments. The distance between segments increases the farther you are from the sensor, so motion has to be larger the farther you are from the unit. PIR sensors are considered line-of-sight sensors, meaning that the sensor must be able to have a direct line-of-sight to the person making the motion. In Automatic On Mode, the lights turn ON when a person enters the room. In Manual On Mode, the lights are turned ON by pressing the universally recognized light icon pushbutton. The sensor includes self-adaptive technology that continuously self-adjusts sensitivity and time delay in real-time, maximizing the potential energy savings that are available in the particular application. The EcoMeter provides a visual indicator of energy usage, increasing end user awareness and reminding individuals to take control of their lighting to maximize energy savings.

Applications

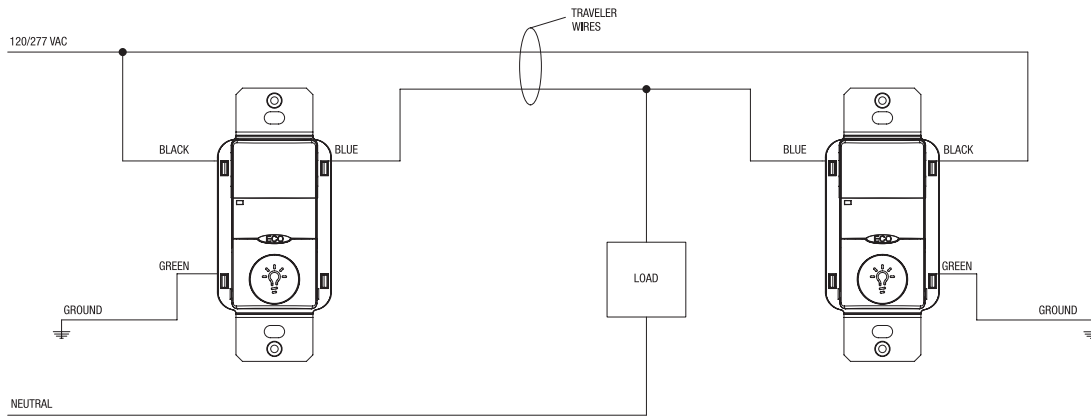
- Private Offices
- Small Conference Rooms
- Lunch/Break Rooms
- Small Classrooms
- Small Restrooms (No Stalls)
- Small Lounges Rooms
- Small Waiting Rooms
- Small Closets
- Small Storage Areas

Wiring Diagrams

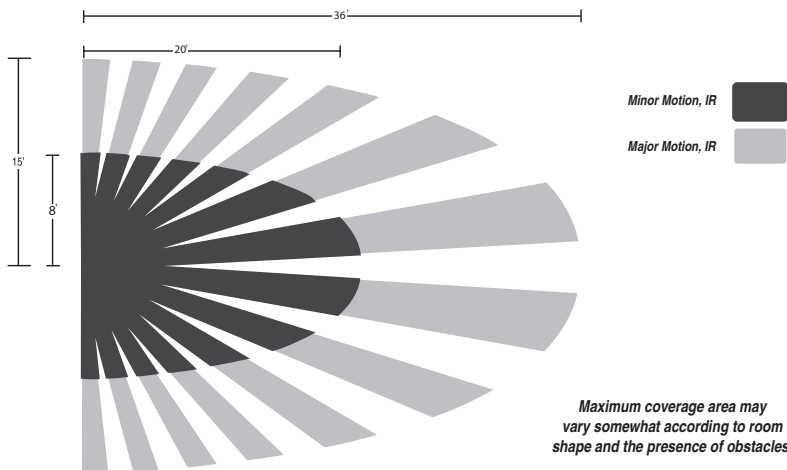
Single Level Switching



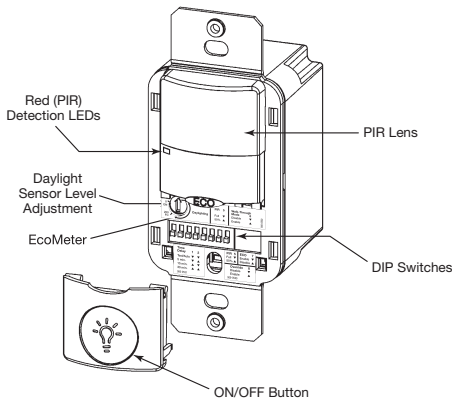
Single Level Three-Way Wiring Diagram: Lights will turn OFF automatically when sensor that detected motion last, times out.



Coverage



Controls

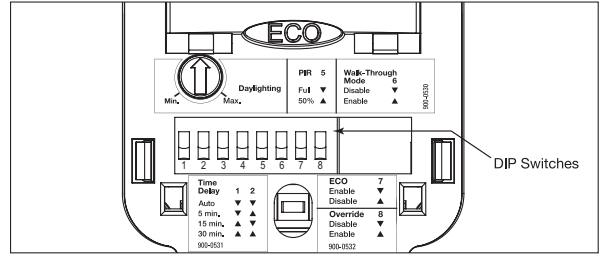


DIP Switch Legend

DIP Switch	Time Delay		Activation	Not Used	PIR Sensitivity	Walk-Through Mode	EcoMeter	Override
	1	2						
			Relay 1					
Auto*	▼	▼	Auto ▼		Full ▼	Disable ▼	Enable ▼	Disable ▼
5 Minutes	▼	▲	Manual ▲		50% ▲	Enable ▲	Disable ▲	Enable ▲
15 Minutes	▲	▼						
30 Minutes	▲	▲						

*Self-Adjusts to 10 min. user mode

Default =



Ordering

*One single gang wallplate included. Wallplate Not included with 347 VAC model.

Catalog #	Ratings	Coverage	Voltage
ONW-P-1001-MV- (* - W, V, LA, G, B)	Incandescent: 0-800W @ 120V Fluorescent: 0-1200W @ 120V Fluorescent: 0-2700W @ 277V Max Load/Relay	180°; 1000 sq. ft.	120/277 VAC; 50/60 Hz
ONW-P-1001-347- (* - W, V, LA, G, B)	Incandescent: 0-1500W @ 347V Fluorescent: 0-1500W @ 347V Max Load/Relay	180°; 1000 sq. ft.	347 VAC; 50/60 Hz

* White, Ivory, Light Almond, Gray, Black

Note: Not all colors are available in stock and some color options may have extended lead times.

Eaton
1121 Highway 74 South
Peachtree City, GA 30269
P: 770-486-4800
www.eaton.com/lightingsystems
For service or technical assistance:
1-800-553-3879

© 2018 Eaton
All Rights Reserved
Printed in USA
Publication No. TD503116EN
March 1, 2018

Specifications and
dimensions subject to
change without notice.