

SPECIFICATIONS

Features/Benefits

- Diverter on Tub Spout (D520030LSTC Only)
- Requires Gerber Treysta® Rough-In, G00GS50 Series (Horizontal Inputs) or G00GS52 Series (Vertical Inputs), Sold Separately
- Includes Treysta® Ceramic Disc Pressure Balance Cartridge
- 6" Metal Shower Arm, D481136 (D520030LSTC / D520530LSTC Only)
- 6 1/2" Tub Spout, DA666934 (D520030LSTC)
- Finish-Matched Deep Wall Kit, D113001, Sold Separately
- Finish-Matched Shallow Wall Kit, GA663B11, Sold Separately



Available Color/Finishes

Color	Description
-------	-------------

	Chrome
--	--------

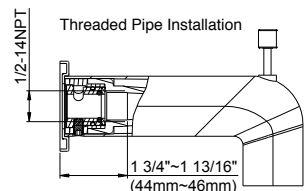
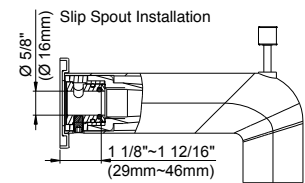
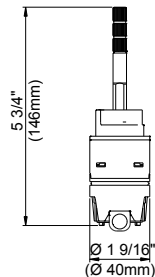
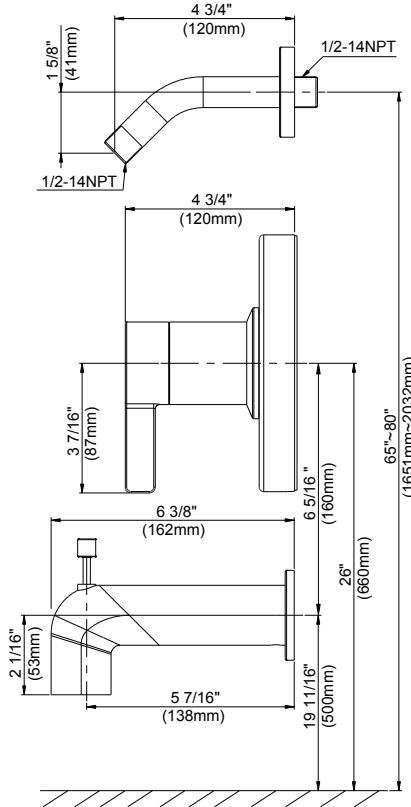
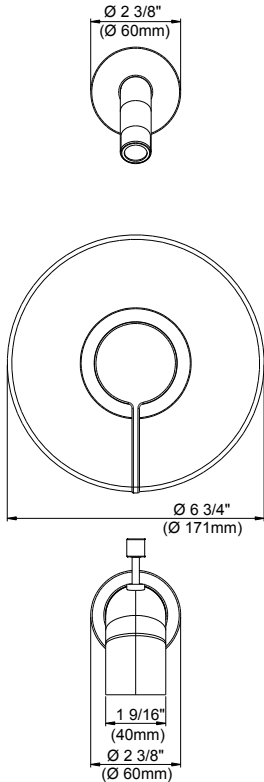
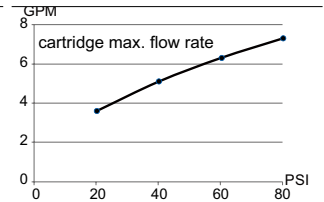
Please see gerberonline.com or current price list for available finishes. Finish is defined by additional suffix.

Standards & Certifications



(Lever Handle)

Flow Rate



Submittal Information:

Name: _____
Location: _____

Contractor: _____
Contact #: _____