

## SPECIFICATIONS

### Features/Benefits



- Requires Gerber Treysta® Rough-In, G00GS50 Series (Horizontal Inputs) or G00GS52 Series (Vertical Inputs), Sold Separately
- Includes Treysta® Ceramic Disc Pressure Balance Cartridge
- Includes Parma® 4 1/2" 5 Function Showerhead, D460064 (1.75 gpm) or D460055 (2.0 gpm)
- 1.75 gpm (6.6 L/min) Max Flow @ 80 psi (D511558TC)
- 2.0 gpm (7.6 L/min) Max Flow @ 80 psi (D512558TC)
- 6" Metal Shower Arm
- Finish-Matched Deep Wall Kit, D113001, Sold Separately
- Finish-Matched Shallow Wall Kit, GA663B11, Sold Separately

### Available Color/Finishes

Color	Description
-------	-------------

 Chrome

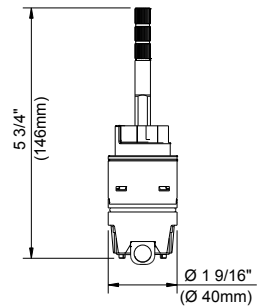
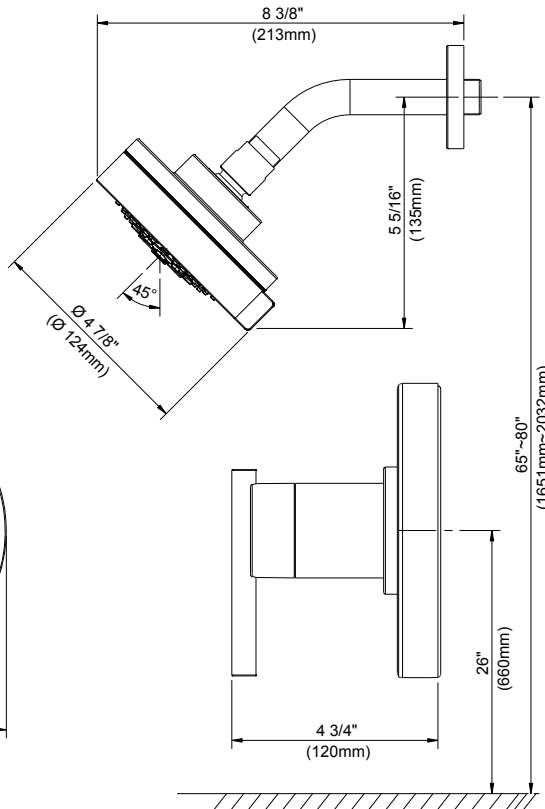
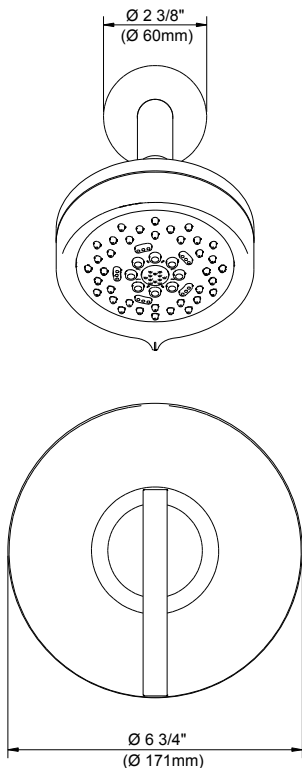
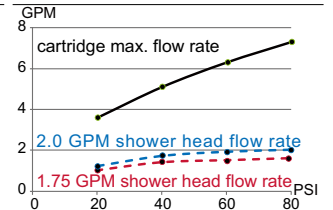
Please see [gerberonline.com](http://gerberonline.com) or current price list for available finishes. Finish is defined by additional suffix.

### Standards & Certifications



(Lever Handle)

### Flow Rate



### Submittal Information:

Name: \_\_\_\_\_

Location: \_\_\_\_\_

Contractor: \_\_\_\_\_

Contact #: \_\_\_\_\_