

SPECIFICATIONS

4 1/2" 200C SHOWERHEAD

Model

D462058

Description

- Pressure Manifold™ & Air Injection Technology
- Brass ball joint with polymer shell
- Optimizes water intensity even at low pressures
- With 40 easy clean jets
- Maximum flow rate 1.5 gpm @ 20 - 80 psi
- Uses 40% less water than a standard showerhead flowing at 2.5 gpm

Standards

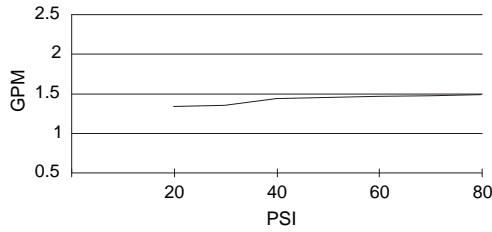


- UPC/cUPC
- Energy policy act of 1992

Warranty

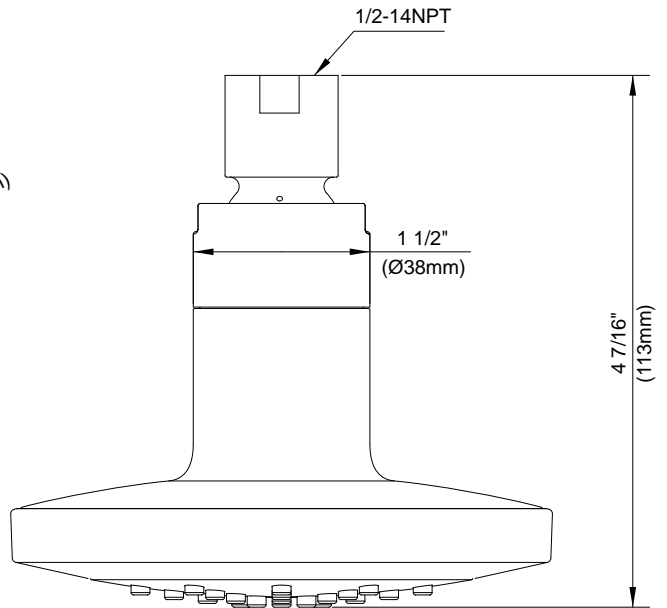
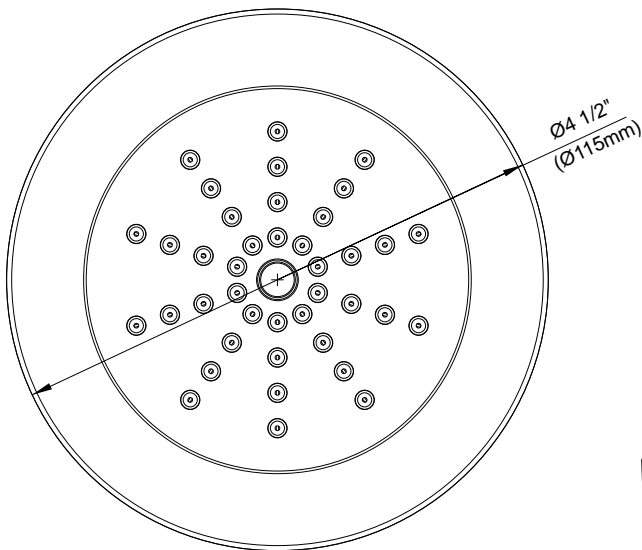
Danze products are covered by a manufacturer's limited "lifetime" warranty for manufacturing defects.

Flow Rate



Finishes Available

- Chrome
- Other: Refer to Price List for additional finish



Submittal Information:

Job Name: _____

Location: _____

Contractor: _____

Contact #: _____