

Dual-Flush Actuators for Geberit Omega Concealed Tanks, Pre-Wall Installations

Product Specifications

Actuators for concealed tank and carrier system. Actuator flush plates and push buttons shall be zinc die-cast, molded plastic,

glass, aluminum or fabricated stainless steel and plated to guard against scratches. All components shall be compliant with applicable codes and product standards.

Warranty

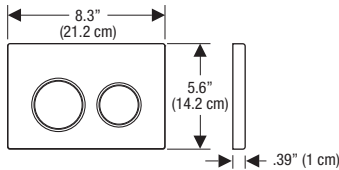
One-year warranty on actuator flush plates.

Features

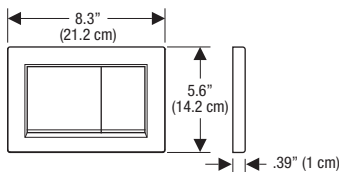
- Designed to maintain appearance push after push
- Moving parts are accessible behind actuator flush plate
- Made of glass, molded plastic, zinc die cast or stainless steel and plated
- Available in a variety of unique combinations of finish/color
- Incorporates water saving possibilities with dual-flush buttons of 1.6 GPF (6 LPF) or 0.8 GPF (3 LPF) giving an effective flush volume of 1.1 GPF (4 LPF)

Dimensions

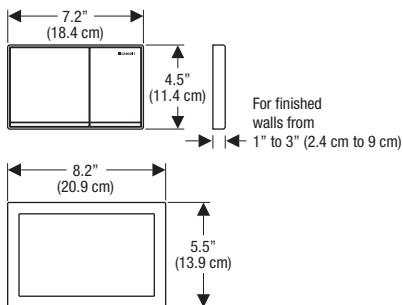
Omega20 Dual-Flush Actuator Plates and Cover Plates



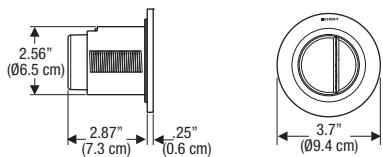
Omega30 Dual-Flush Actuator Plate



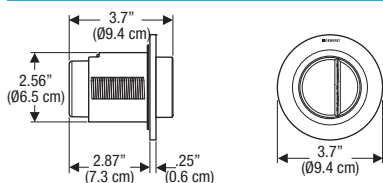
Omega60 Dual-Flush Actuator Plate and Frame



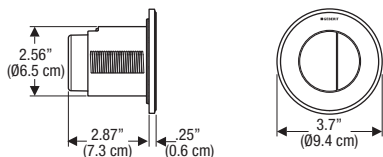
Type 01 Dual-Flush Push Button for Concealed Installations



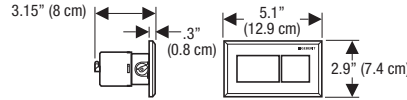
Type 01 Dual-Flush Push Button for Concealed Installations



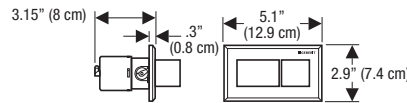
Type 10 Dual-Flush Push Button for Concealed Installations



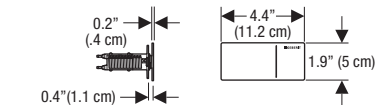
Rectangular Dual-Flush Button for Concealed Installations



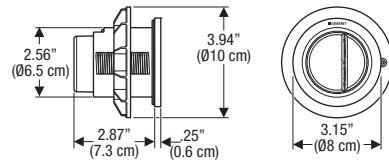
Rectangular Dual-Flush Button for Concealed Installations



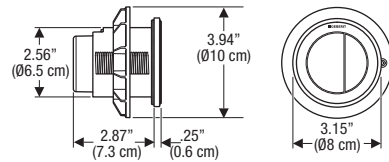
Type 70 Dual-Flush Button for Concealed Installations



Type 01 Dual-Flush Push Button for Furniture Installations



Type 10 Dual-Flush Push Button for Furniture Installations



Products marked with comply with the American Disabilities Act (ADA) when installed per the requirements of the latest ADA Accessibility Guidelines (ADAAG) and/or ICC/ANSI A117.1.



ARCHITECT/ENGINEER APPROVAL

Job Name _____

Date _____ Quantity _____

Model Specified _____

Variations Specified _____

Customer/Wholesaler _____

Contractor _____

Architect _____

Dual-Flush Actuators for Geberit Omega Concealed Tanks, Pre-Wall Installations

Finishes

Dual-Flush Actuators

| Style | Material | Finish | Model No. | | |
|-------------|----------|---|----------------------|---|--------------|
| Omega20 | Plastic | Polished Chrome/Matte Chrome/Polished Chrome* | 115.085.KH.1 | | |
| | | White/Polished Chrome/White* | 115.085.KJ.1 | | |
| | | White/Gold-Plated/White* | 115.085.KK.1 | | |
| | | White/Matte Chrome/Matte Chrome* | 115.085.KL.1 | | |
| | | Black/Polished Chrome/Black* | 115.085.KM.1 | | |
| | | Matte Chrome/Polished Chrome/Matte Chrome* | 115.085.KN.1 | | |
| | | Omega30 | Plastic | Polished Chrome/Matte Chrome/Polished Chrome*** | 115.080.KH.1 |
| | | | | White/Polished Chrome/White*** | 115.080.KJ.1 |
| | | | | White/Gold-Plated/White*** | 115.080.KK.1 |
| | | | | White/Matte Chrome/Matte Chrome** | 115.080.KL.1 |
| Omega60 | Metal | Brushed Chrome | 115.081.GH.1 | | |
| | | Glass | White Glass/Aluminum | 115.081.SI.1 | |
| | | | Black Glass/Aluminum | 115.081.SJ.1 | |
| | Die Cast | Cover frame (when needed) | 115.081.SQ.1 | | |
| | | Brushed chrome | 115.086.GH.1 | | |
| | | Polished chrome | 115.086.21.1 | | |

Omega Cover Plate for use with Flush Buttons

| | | | |
|--|-------|--------------|--------------|
| | Glass | White | 115.082.SL.1 |
| | Metal | Customizable | 115.082.00.1 |

Surface Even Cover Plates for Omega Concealed Tank, 2x6

Installation, for use with Flush Buttons

| | | | |
|--|---------|---|--------------|
| | Plastic | Customizable + rough-in kit† | 115.087.00.1 |
| | | Customizable with frame + rough-in kit† | 115.088.00.1 |

NEW! Available April 1, 2016

Note: Includes required accessory kit.

Finishes

Dual-Flush Buttons for Concealed Installations

| | | | | |
|-------------------------------------|-------------------------------------|-------------------------------------|----------------|--------------|
| Type 01 | Plastic | Alpine White | 116.042.11.1 | |
| | | Polished Chrome | 116.042.21.1 | |
| | NEW! Available April 1, 2016 | | | |
| | Plastic | Alpine White | 116.044.11.1 | |
| | | Polished Chrome-White** | 116.055.KJ.1 | |
| NEW! Available April 1, 2016 | | | | |
| Type 10 | Plastic | Matte Chr-Polished Chr** | 116.055.KH.1 | |
| | | Polished Chrome-White** | 116.055.KJ.1 | |
| | NEW! Available April 1, 2016 | | | |
| Type 70 | Metal | Brushed SS | 115.084.FW.1 | |
| | | Glass | White Glass | 115.084.SI.1 |
| | | Black Glass | 115.084.SJ.1 | |
| | | Umber Glass | 115.084.SQ.1 | |
| | Rectangle | Plastic | Polish-Matte** | 115.932.KA.1 |
| | Die Cast | Brushed Chrome | 115.932.GH.1 | |
| | | NEW! Available April 1, 2016 | | |
| Rectangle | Plastic | Polish-Chrome** | 115.934.21.1 | |
| | | Brushed Chrome | 115.932.GH.1 | |
| | NEW! Available April 1, 2016 | | | |

Dual-Flush Buttons for Furniture Installations,

| | | | |
|---------|-------------------------------------|--------------------------|--------------|
| Type 01 | Plastic | Alpine White | 116.050.11.1 |
| | | Polished Chrome | 116.050.21.1 |
| | | Matte Chrome | 116.050.46.1 |
| | NEW! Available April 1, 2016 | | |
| Type 10 | Plastic | Matte Chr-Polished Chr** | 116.057.KH.1 |
| | | Polished Chrome-White** | 116.057.KJ.1 |
| | NEW! Available April 1, 2016 | | |

Products marked with comply with the American Disabilities Act (ADA) when installed per the requirements of the latest ADA Accessibility Guidelines (ADAAG) and/or ICC/ANSI A117.1.

* Finishes follow this pattern = Plate-Ring-Button

** Finishes follow this pattern = Frame-Button

*** Finishes follow this pattern = Frame-Button Edge Trim-Button

† Note: For tile, stone or other hard surfaced walls only!

‡ Requires 230 V, 50 Hz or transformer to 120 V, 60 Hz. Suggested accessory 115.861.00.1.

Geberit
2100 S. Clearwater Drive
Des Plaines, IL 60018
USA

P 800-566-2100
F 847-803-5454

→ geberit.us