

JTP31SR

GE® 30" Built-In Single Wall Oven

Dimensions and Installation Information (in inches)

KW Rating	
240V	3.8
208V	3.4
Breaker Size	
240V	20 Amps
208V	20 Amps

Most 30" Wall Cabinets can be used with this unit.

Note: These ovens are not approved for stackable installations.

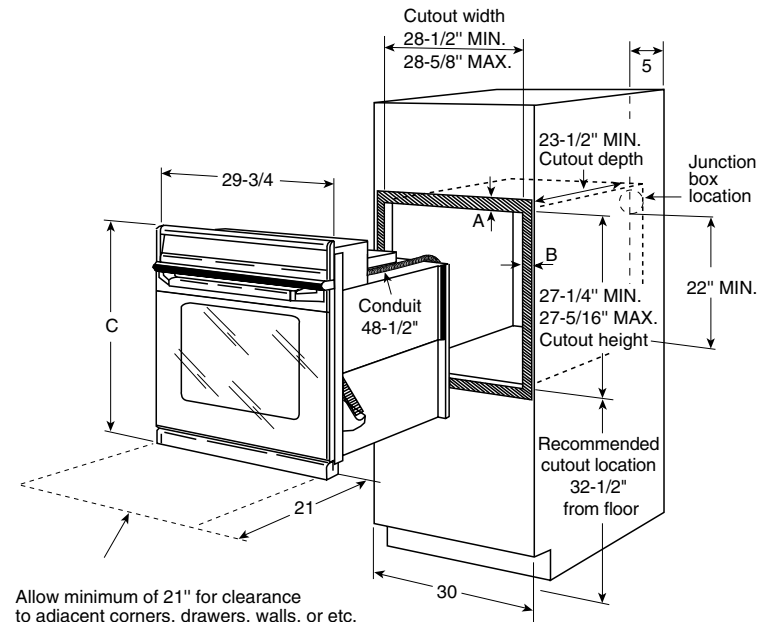
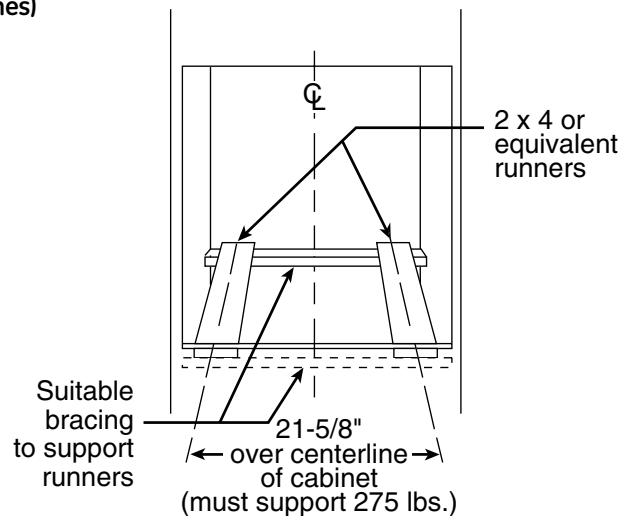
Note: Cabinets installed adjacent to wall ovens must have an adhesion spec of at least a 194°F temperature rating.

Door handle protrudes 3" from door face. Cabinets and drawers on adjacent 45° and 90° walls should be placed to avoid interference with the handle.

Installation Information: Before installing, consult installation instructions packed with product for current dimensional data.

Electric wall ovens are not approved for installation with a plug and receptacle. They must be hard wired in accordance with installation instructions.

Side-by-side installations require at least 2" between cutouts.



Allow minimum of 21" for clearance to adjacent corners, drawers, walls, or etc.

A=Allow 1" overlap of oven over top and bottom edges of cutout.
B=Allow 11/16"-3/4" for overlap of oven over side edges of cutout.
C=28-1/4" without trim and 28-3/4" with trim.



imagination at work

For answers to your Monogram® or GE® appliance questions, visit our website at geappliances.com or call GE Answer Center® service, 800.626.2000.



Listed by
Underwriters
Laboratories

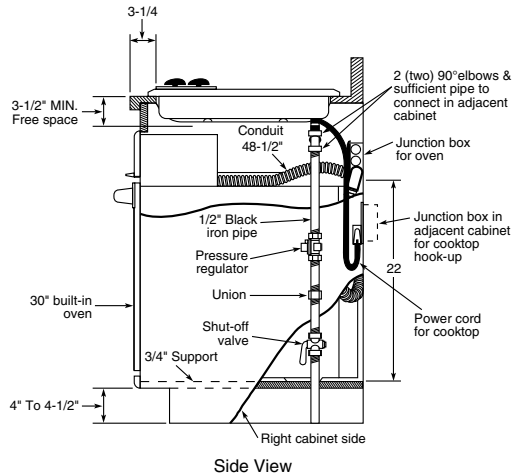
Specification Revised 3/13

320230

JTP31SR

GE® 30" Built-In Single Wall Oven

Optional Undercounter Installation Dimensions (in inches)



This installation is to achieve minimum gap between bottom of countertop and control panel.

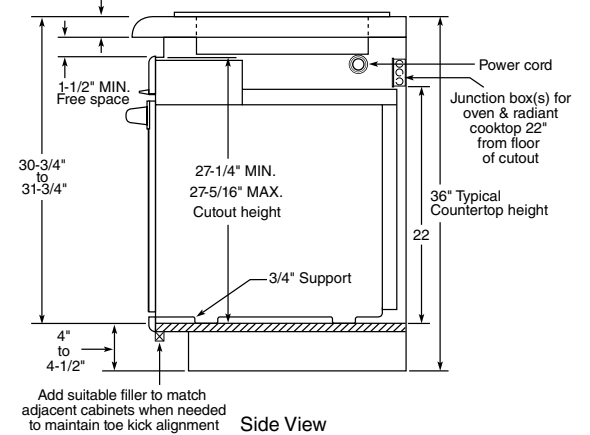
Note: For this installation, the bottom trim **will not** be flush with a typical 4" toe kick.

Note: Cabinets installed adjacent to wall ovens must have an adhesion spec of at least a 194°F temperature rating.

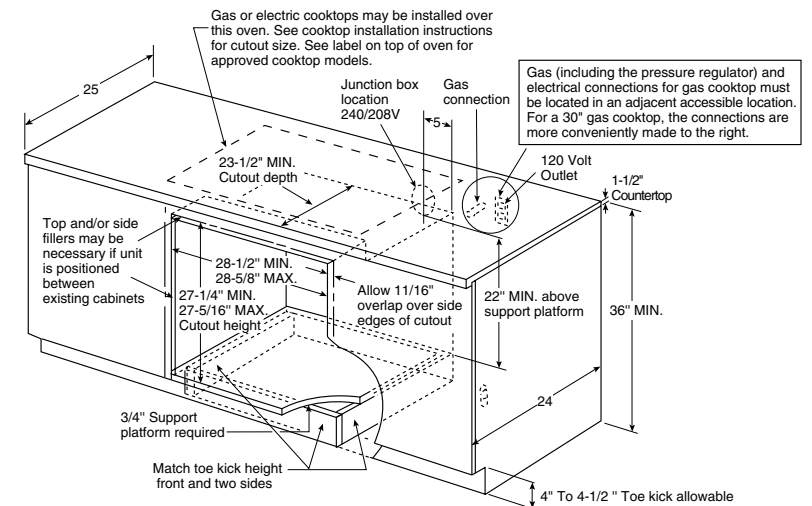
Note: 36" radiant and induction cooktops are approved for use over GE 30" single wall ovens only. 30" radiant and induction cooktops are approved for use over GE 30" and GE 27" single wall ovens. Refer to cooktop and wall oven installation information packed with products for current dimensional data.

Installation Information: Before installing, consult installation instructions packed with product for current dimensional data.

Optional Undercounter Installation With Electric Cooktop Dimensions (in inches)



Undercounter Installation

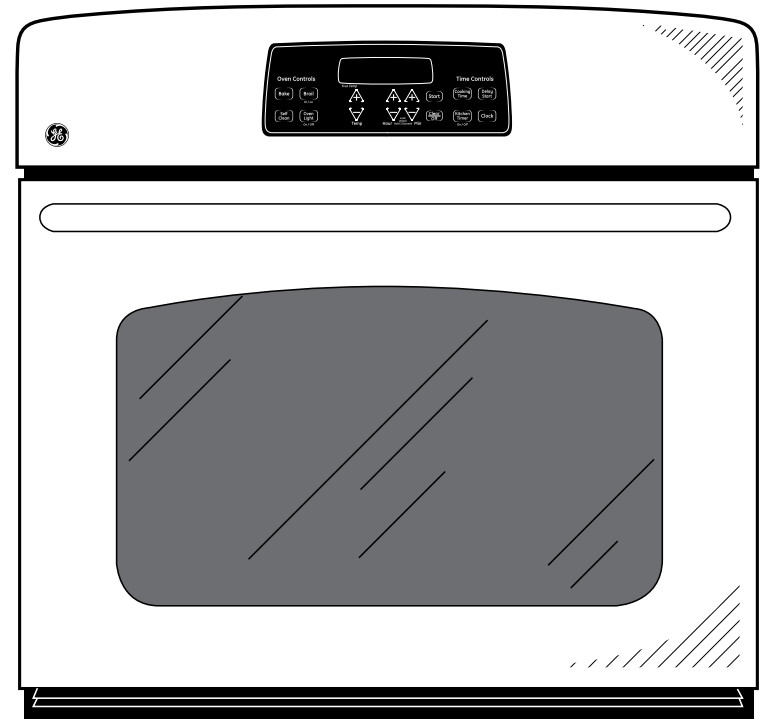


JTP31SR

GE® 30" Built-In Single Wall Oven

Features and Benefits

- Self-clean Oven - Self-clean allows you to spare yourself from the trouble and effort it takes to scrub the oven interior. The oven does all the work!
- Super-large Oven Capacity - Remarkably large oven interior is ideal for holidays, dinner parties and everyday family cooking
- Electronic Oven Controls - Electronic pads on the control panel are easy to operate with just a touch
- True Temp Oven System - Provides even heat distribution and precise oven control
- Hidden Bake Oven Interior - Conceals the lower oven bake element to eliminate hard-to-reach areas that collect food and spills for easy cleaning
- Eight-pass Bake Element - Interior heating element loops eight times to distribute heat quickly and evenly for optimal baking results
- 6-Pass Broil Element - Provides better and more even coverage of the food on the broiler pan
- Heavy-duty Oven Racks - Tough, durable racks include 50% thicker crossbars for extra strength
- Certified Sabbath Mode - Convenient mode keeps the oven warm in accordance within the restrictions of the kosher kitchen
- Model JTP31SRSS – Stainless steel



imagination at work