

# AH12H07D2B

Hotpoint® PTAC Heat Pump Unit with Electric Heat Backup 15 amps, 230/208 Volt

## DIMENSIONS AND INSTALLATION INFORMATION (IN INCHES)

### ELECTRICAL WIRING

- All wiring, including installation of receptacle, must be made in accordance with local electrical codes and regulations.  
**NOTE:** Aluminum wiring may pose special problems – consult a qualified electrician.

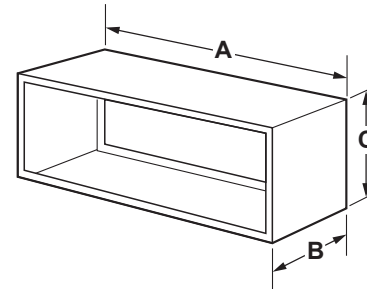
### GRILLE OPTIONS

- Stamped Aluminum Grille – **RAG70**

### ELECTRICAL CONNECTION

- 230/208 volt units must be plugged into a receptacle. Installation must comply with local electrical codes and regulations.
- Power cord is permanently attached on all Hotpoint chassis.

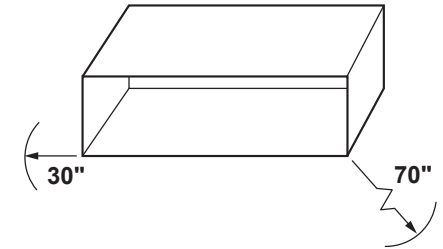
### WALL CASE DIMENSIONS



#### RAB80 WALL SLEEVE

Heavy-gauge galvanized steel, with insulation, for quick self-assembly.  
**A – 42", B – 13-3/4", C – 16"**

### MAXIMUM CORD EXTENSION



#### WALL OPENING DIMENSIONS

Add 1/4" to A and C dimensions for all cut-outs.  
**RAB80 16-1/4" Min. H x 42-1/4" Min. W**

AH12 ELECTRIC HEATER	
<b>230/208 VOLT</b>	<b>LINE CORD CONNECTED UNITS</b>
Heater Watts	2580/2150
Heater BTU	7800/6300
Heater Amps	11.3/10.3
Min Circuit	15
Recommended protective Device	15 amp time-delay fuse or breaker
AH12 HEAT PUMP	
Heat Pump Watts	485/465
Heat Pump BTU	6200/6000
COP	3.6

# Hotpoint®

PRELIMINARY SPECIFICATIONS – SUBJECT TO CHANGE

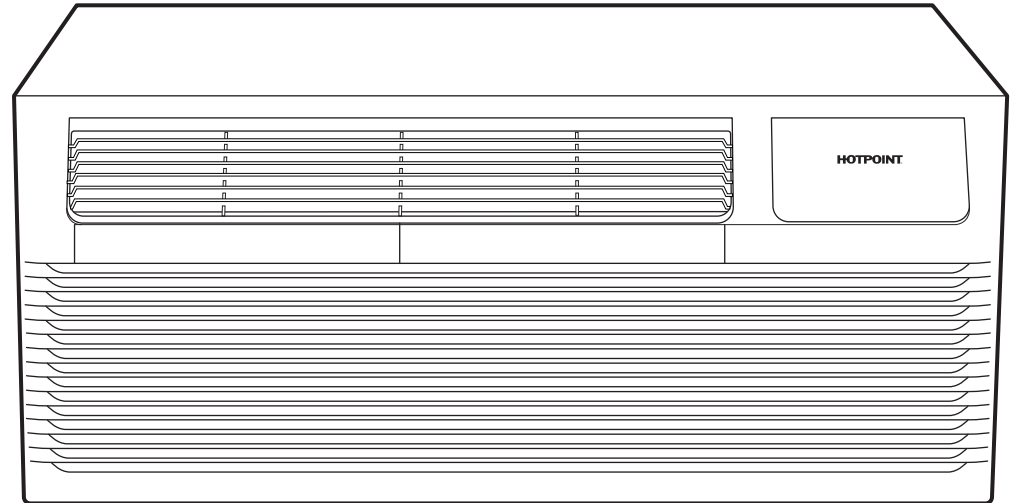
31-5000804 Rev. 0 07-23 GEA

# AH12H07D2B

Hotpoint® PTAC Heat Pump Unit with Electric Heat Backup 15 amps, 230/208 Volt

## FEATURE AND BENEFITS

- **7,300 / 7,200 cooling BTU**
- **12.9 / 13.0 EER**
- **6,200 / 6,000 heating BTU**
- **3.6 COP**
- **R32 Refrigerant** – Environmental friendly, low GWP (Global Warming Potential)
- **3-Speed Fan** – Give guests control over their comfort with three fan speeds to choose from
- **4-Temperature Limiting Options** – Easily select one of four temperature ranges for peak efficiency and total customer comfort
- **Intuitive Display** – Allow guests to easily customize their preferred settings and reduce maintenance calls with an easy-to-use control panel
- **Power Cord (LCDI) Included** – Hotpoint PTACs come with everything needed for a quick and easy installation
- **Automatic Emergency Heat** – Keep guests comfortable with a heating option that uses electric resistance heat in heat pump mode
- **Freeze and Frost Protection** – Automatic freeze and indoor frost control keep units operating in peak condition
- **Auto Power Recovery** – In case of power failures, units automatically resume their operation when power restores, reducing maintenance calls
- **Self Diagnostics** – Quickly and easily identify service needs with a nine-point diagnostic code system
- **Backed by an Industry Leader** – With a long history of creating durable products at an affordable price, Hotpoint is your trusted PTAC brand



# Hotpoint®

PRELIMINARY SPECIFICATIONS – SUBJECT TO CHANGE