

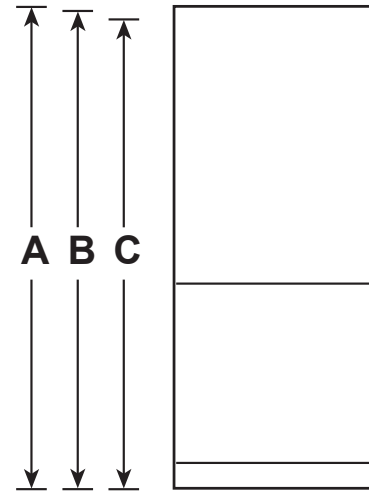
# GDE25ESK

## GE Appliances ENERGY STAR® 24.9 Cu. Ft. Bottom-Freezer Refrigerator

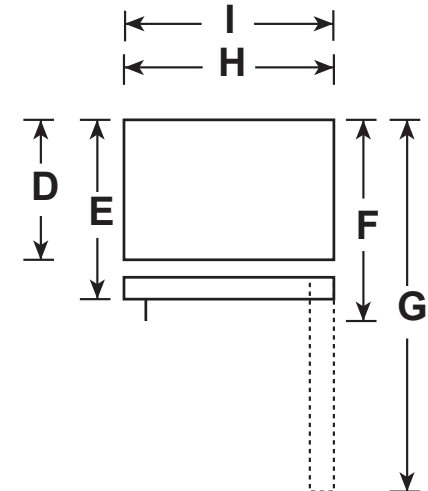
### DIMENSIONS AND INSTALLATION INFORMATION (IN INCHES)

|                    |   |        |
|--------------------|---|--------|
| OVERALL DIMENSIONS | Height to top of door (in.) A                     | 69-7/8 |
|                    | Height to top of hinge (in.) B                    | 69-3/4 |
|                    | Height to top of case (in.) C                     | 68-5/8 |
|                    | Case depth without door (in.) D                   | 30-5/8 |
|                    | Case depth less door handle (in.) E               | 35     |
|                    | Case depth with door handle (in.) F               | 37-1/2 |
|                    | Depth with fresh food door open 90° (in.) G       | 65-1/8 |
|                    | Width (in.) H                                     | 32-3/4 |
|                    | Width with door open 90° inc. door handle (in.) I | 36-7/8 |
| AIR CLEARANCES     | Each side (in.)                                   | 1/8    |
|                    | Top (in.)   | 1      |
|                    | Back (in.)  | 2      |

FRONT VIEW



TOP VIEW



For answers to your Monogram, GE Café™ Series, GE Profile™ Series or GE Appliances product questions, visit our website at [geappliances.com](http://geappliances.com) or call GE Answer Center® Service, 800.626.2000.



Listed by  
Underwriters  
Laboratories



As an ENERGY STAR® partner, GE has determined that this product meets the ENERGY STAR guidelines for energy efficiency.

# GDE25ESK

## GE Appliances ENERGY STAR® 24.9 Cu. Ft. Bottom-Freezer Refrigerator

### FEATURES AND BENEFITS

33" wide

LED lighting – Find exactly what you've been looking for under crisp, clear lighting

Sliding snack drawer – Make more space, exactly where you need it, with a drawer that moves across the entire width of the fresh-food section

Factory-installed icemaker – Refrigerator comes ready to automatically create ice

Advanced water filtration uses MWF replacement filter


1 clear snack drawer and 2 humidity-controlled drawers

Turbo Cool setting – Drops interior temperature to maintain freshness after frequent openings

Door alarm – Enjoy peace of mind knowing the refrigerator door is never left open

Upfront temperature controls with actual temperature display – Easy-to-reach controls display accurate temperatures

Model GDE25ESKSS – Stainless steel



As an ENERGY STAR® partner, GE has determined that this product meets the ENERGY STAR guidelines for energy efficiency.