

GSD3300/3340/3360K

GE® Series Built-In Dishwasher

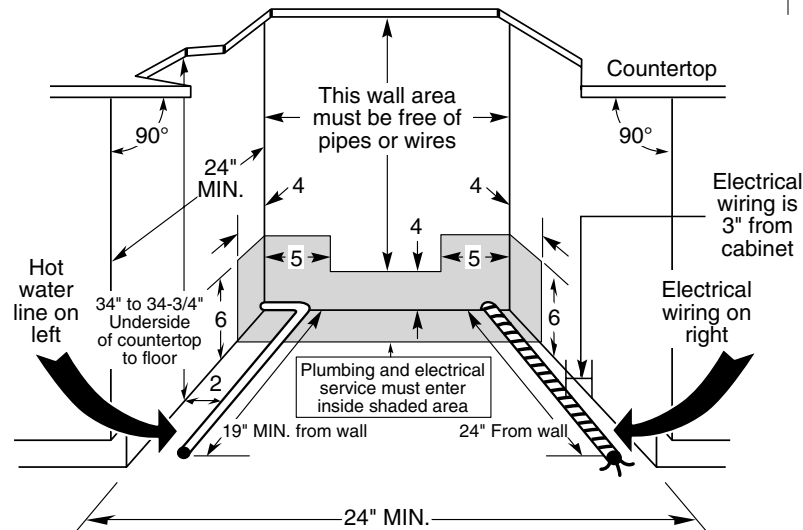
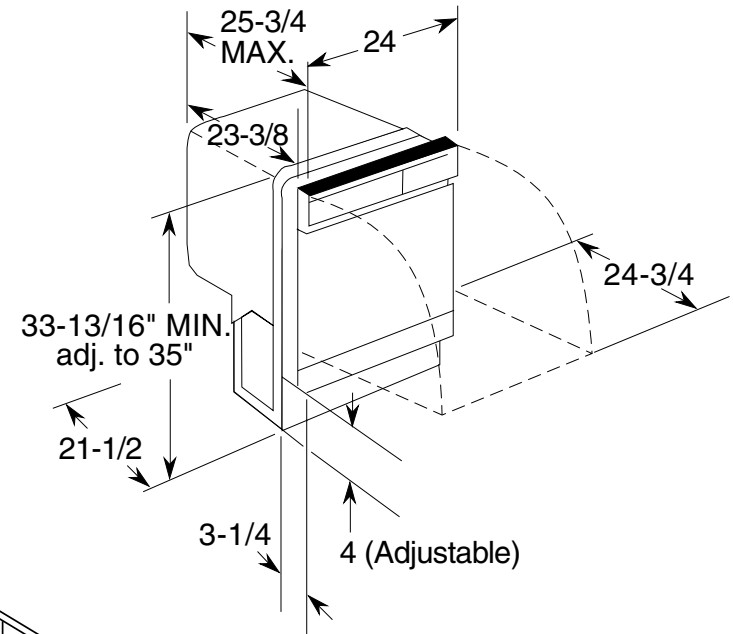
DIMENSIONS AND INSTALLATION INFORMATION (IN INCHES)

ELECTRICAL RATING

Voltage AC	120
Hertz.....	60
Total connected load amperage.....	6.2
Calrod® heater watts max.....	500

For use on adequately wired 120-volt, 15-amp circuit having 2-wire service with a separate ground wire. This appliance must be grounded for safe operation.

NOTE: Dishwasher must not be installed more than 10 feet from sink for proper drainage. All plumbing and electrical work must be in accordance with local codes.



GE APPLIANCES

For answers to your Monogram®, GE Profile™ Series or GE® Series appliance questions, visit our website at geappliances.com or call GE Answer Center® service, 800.626.2000.



Listed by Underwriters Laboratories



As an ENERGY STAR® partner, GE has determined that this product meets the ENERGY STAR guidelines for energy efficiency.

GSD3300/3340/3360K

GE® Series Built-In Dishwasher

FEATURES AND BENEFITS

5-level wash system with – Powerful wash cleans dishes thoroughly

Two-stage filtration with Extra Fine filter – Extra filtration keeps water clean

Piranha™ hard-food disposer – Grinds food into small particles that are washed away

Hot Start option – Provides optimal water temperature for dependable performance

Insulation blanket – Adds improved sound performance

Standard upper rack with tower – Rack is designed for simple loading and unloading

Up to 12-place setting capacity racking – Provides flexibility to wash a variety of dishes at once

ENERGY STAR® qualified – Meets or exceeds federal guidelines for energy efficiency for year-round energy and money savings

62 dBA – Motor runs quietly to keep kitchen peaceful

Heavy wash cycle – Great for heavily soiled dishes and cookware

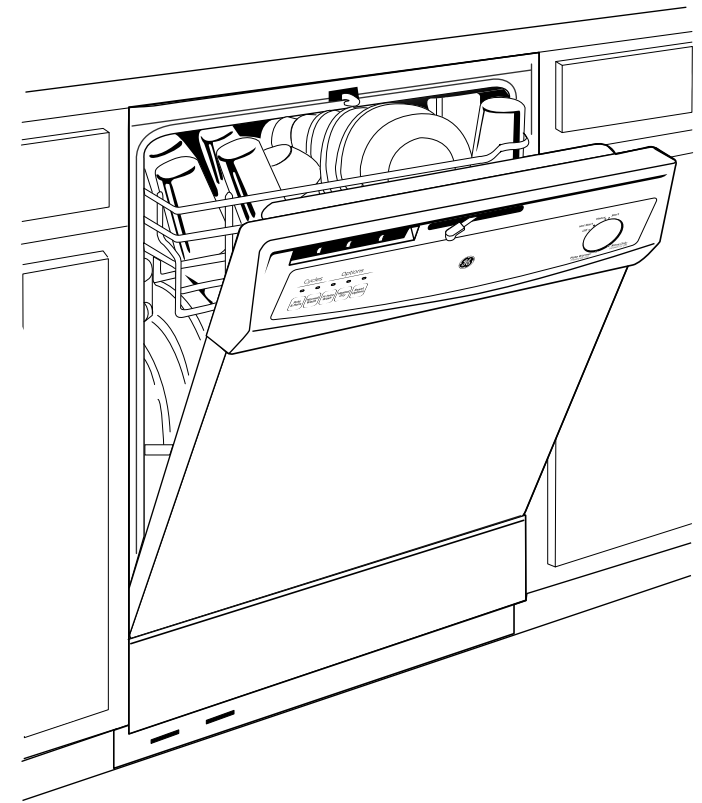
Model GSD3300KWW – White

Model GSD3300KCC – Bisque

Model GSD3300KBB – Black

Model GSD3340KSA – Silver

Model GSD3360KSS – Stainless steel



GE APPLIANCES