



Flexible hinge dishwasher 400 series DF 481/DF 480

DF 480 701F

fully integrated (ADA compliant)
with flexible hinge.
Euro tub, appliance height 32 3/16".

DF 481 701F

fully integrated with flexible hinge.
Tall tub, appliance height 34 1/8".

Included accessories

- 1 baking tray spray head.
- 1 Gastronorm container inserts.
- 1 holder for long-stemmed glasses.

Installation accessories

DA 020 011

Stainless steel side trims for DF 480.

DA 020 111

Stainless steel side trims for DF 481.

GZ 010 011

Aqua stop extension 78" (2 m long) for
all dishwashers.

Special accessories

DA 042 030

Silvercare cartridge for all dishwashers.

DA 043 000

Holder for long-stemmed glasses.
Offers safe positioning for up to four
long-stemmed glasses during the
dishwashing process and ensures an
optimal cleaning result.
For positioning in the lower basket.

DA 045 061

Accessory basket.
With smooth running rails.
For DF 481 dishwashers.
3rd loading level above the upper
basket.
For small bowls, cups and cooking
utensiles.
Movable knife shelf.

Highlights

- Optimal protection for sensitive glassware by low temperature drying with zeolite, optimized basket design and intelligent water softening.
- 8 programs with aqua sensor and 4 options, such as Power for cleaning and drying dishes from 57 minutes and Intensive Plus for adjusting cleaning areas in the lower basket.
- Flexible basket system with smooth running rails on all levels and cushioned closing of the upper and lower baskets.
- Perfectly illuminated interior.
- Push-to-open function for perfect integration into custom cabinet fronts.
- Flexible hinge for reduced toe-kick height as 1 5/16" (50 mm).
- Lateral Info-Light.
- Very quiet: 42 dB.

Operation

TFT display indicating remaining or end time, refill for salt and rinsing agent, inflow of water.
Touch key operation.
Flexible cycle time reduction, even during an active cycle.
Personalization function for storing individual combinations of programs.
Information key with use indicators.
Sanitized indicator in the control panel.
Time delay up to 24 hours.
Visual and acoustic end of program indicator.
Lateral Info-Light.

Technical Features

Perfectly illuminated interior.
Glass protection with zeolite.
Aqua sensor.
Load sensor.
Automatic detergent function.
Water softener.
Flow-Through Water Heater™.
Triple filter system.
Soft lock.
Aqua stop.

Selected digital services

(Home Connect)

Program assistant.
Temporary noise reduction (only available with active Home Connect functionality).
Home network integration for digital services (Home Connect) wireless via WiFi.
The use of the Home Connect functionality depends on the Home Connect services, which are not available in every country. For further information please check: home-connect.com.

Programs:

8 programs:
Auto 150 °F - 160 °F.
Auto 127 °F - 140 °F.
Auto 113 °F - 122 °F.
Eco 113 °F - 136 °F.
Wash and Dry 122 °F.
Glass Care 122 °F.
Quick wash 113 °F (30 min.).
Personalization function
(default setting: Pre-rinse).

4 options:

Intensive Plus.
Power.
Sanitize.
Extra Dry with zeolite.

Interior

Flexible rack system with smooth running rails on all levels and soft-closing system of the upper and lower rack.
3rd rack for cutlery.

Upper basket:
Over extension.
Rackmatic with 3 levels, adjustable in height up to 2" (5 cm).
6 folding spines.
4 folding racks for optimal protection of glass.

Lower basket:
Motorised spray arm.
8 folding spines.
2 folding racks for optimal protection of glass.
Dividable glass support.

Maximum dish sizes for DF 480
(upper/lower rack)
10.5"/9.8", 9.6"/10.8" or 8.6"/12.2"
respectively.

Maximum dish sizes for DF 481
(upper/lower rack)
11.4"/11", 10.4"/12" or 9.4"/13.3"
respectively.

13 place setting capacity.
Holder for long-stemmed glasses.
Maximum glass loading capacity
23 wine glasses.

Consumption data

Energy Star certified.
Total annual energy consumption
240 kWh.
Noise level 42 dB (re 1 pW).

Planning notes

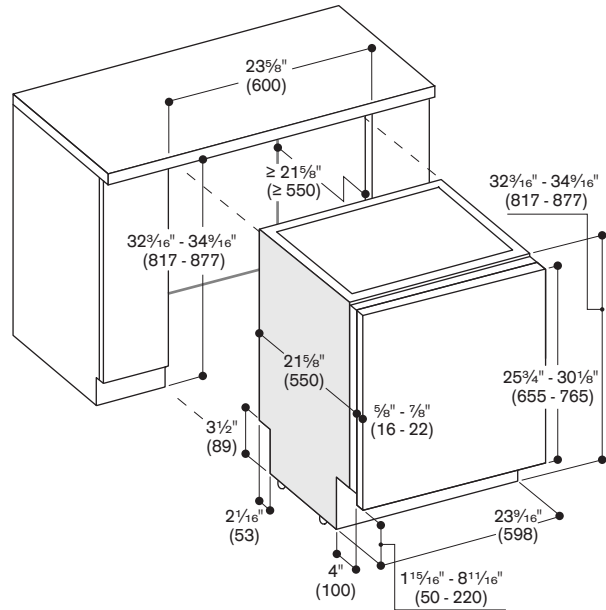
Height-adjustable feet.
Appliance toe-kick recess 3 15/16
(100 mm) (see drawing).
Rear feet adjustable at front.
Door weight up to 24 lbs (11 kg).
Door panel dimension dependent on
toe-kick height of kitchen cabinetry.
Installation and usage also with
custom cabinet handle possible. The
push-to-open function remains active.

Connection

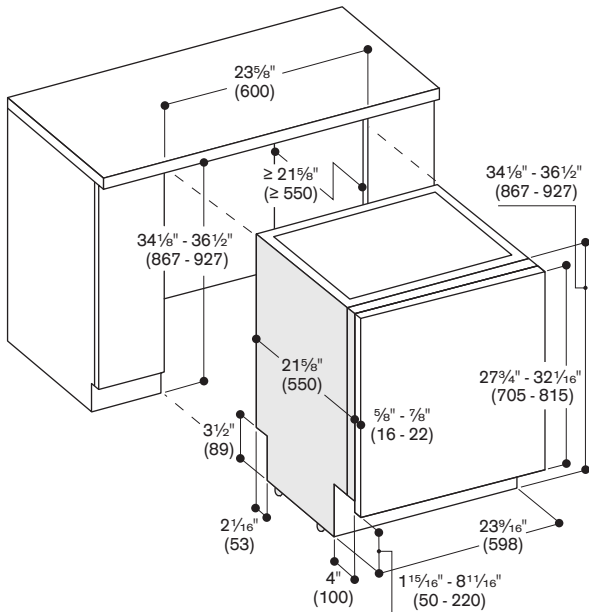
Total rating: 1440 W.
Connecting cable 47 1/4" with
three-prong plug (NEMA 5-15P).
Water connection with 3/8" screw joint.
Connection to hot or cold water
possible.



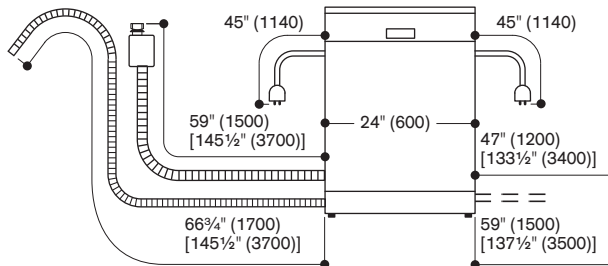
Euro Tub dishwasher DF480 with flexible hinge



Tall Tub dishwasher DF481 with flexible hinge



Connection dimensions for a 24" (600 mm) wide dishwasher



[] values with extension kit

Numbers indicated
inside parenthesis () = mm

www.gaggenau.com/us
Revised: March 2025

Gaggenau reserves the absolute and unrestricted right to change product materials and specifications, at any time, without notice. Consult the product's installation instructions for final dimensional data and other details prior to making cutout. Warranties: Please see Use & Care manual or Gaggenau website for statement of limited product warranty. For more information on our entire line of products, go to www.gaggenau.com or call 1-877-442-4436.