



Color Variants

VK230714
Stainless steel control panel
Width 12 "

Included accessories

- 2 x cooking insert.
- 1 x glass cover.
- 1 x hand grip.
- 1 x residuary filter.
- 1 x water drain valve.

Optional accessories

- FK023000
Pasta basket.
- GE020010
Unperforated cooking insert
- GE020020
Perforated cooking insert
- VD201014
Brushed stainless steel appliance cover

Installation Accessories

- AG060000
Drain installation set enables drainage of cooking liquid into a suitable receptacle.
- VV200014
Stainless steel connection strip for combination with further Vario cooktops

VK230714
Vario in-counter steamer 200 series
Stainless steel control panel
Width 12 "

Can be combined with the cooktops of the Vario 200 series for a harmonic unity
Generous control panel for comfortable and secure operation
Steaming in cooktop size
Exact water temperature control from 100 °F to 200 °F
Cooking on two levels, without flavor transfer

Cooking zones
Water capacity 1 l to 6 l.

Operation
Function display.
Electronic water temperature control from 100°F to 200°F, in 10°F steps.
Steam cooking level with electronic steam control for pressureless cooking.

Features
Automatic boiling point detection.
Water drain valve 1/2", motor driven.
Electronic short-period alarm timer up to 90 min.
Special heating system.

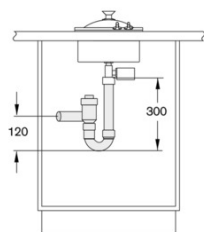
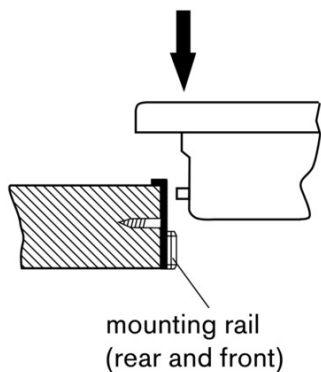
Safety
Time remaining display.
Child lock.
Operation indication.
Automatic switch-off function.

Planning notes
Access to drain in bottom cabinet is required.
Appliance is intended for direct drain water connection, but can be fitted without a drain connection by using the accessory AG 060 000.
Seal the worktop cutout.
Appliance clicks into place when inserted into the countertop from above.
A minimum clearance of at least 7 7/8" from adjacent heat-sensitive furniture or contact surfaces must be observed or thermal insulation fitted.
A ventilation hood must be installed when an upper cabinet is installed above the electric in-counter steamer.
If a cover is used, the glass lid must be removed when closing it.
VK 230 and VF 230 must not be installed directly next to one another.
In combination with the downdraft ventilation VL 040/041, this must be planned on the left of VK.

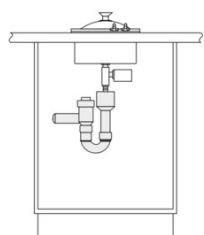
Rating
Total rating 1.8 kW.
Connecting cable 60" without plug (hardwire required).
Appliance weight: approx. 11 kg.

Product Features
Product name / series name
Vario/Domino steam cooker
Construction type
Built-in
Energy source
Electric
Oven Control
Electronic
Type of control
Sword knobs
Required cutout size (HxWxD) (mm)
280 x 268 x 490
Width of the product (mm)
288
Overall appliance dimensions (HxWxD) (mm)
280 x 288 x 523
Net weight (kg)
11.0
Gross weight (kg)
13.0
Power on indicator
No
Location of control panel
Hob front
Type of regulation
Stepless energy regulated
Basic surface material
Stainless steel
Color of surface
Stainless steel, Stainless steel
Color of frame
Stainless steel
Approval certificates
ETL
Power cord length (cm)
120

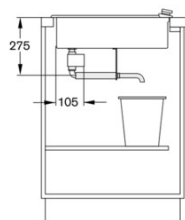
Consumption and connection features
Watts (W)
1800
Current (A)
8
Volts (V)
120
Frequency (Hz)
60
2015-06-08
Page 1



Waste water connection
 in the lower cabinet:
 Fixed connection without free
 fall distance according to
 DIN 1986 Part 1.
 A check valve must be installed.
 Recommendation: AG 050 000
 discharge installation set.



Waste water connection in
 the lower cabinet:
 Fixed connection without
 free fall distance according to
 DIN 1986 Part 1.
 Recommendation:
 Install check valve.
 Recommendation: AG 050 000
 discharge installation set.



Discharge into water collecting
 vessel (e.g. pot).
 Only possible with AG 060 000
 discharge installation set.

