

# SOFIA PROFESSIONAL 30"










CODE ID

30" PROFESSIONAL COMBI STEAM OVEN

**F6PSCO30S1**



-  Steam Cooking
-  Steam Limescale Filter
-  True Convection
-  Automatic Cooking
-  Meat Probe
-  Cool Touch Door
-  Multi-level cooking

## SPECIFICATIONS

### FEATURES

3 in 1 Oven:  
Steam, Convection, and Combi-steam  
Stainless Interior with broiler  
Quick Access Menu  
Automatic Programs  
Meat Probe  
240 Volt Connection  
Steam Generator

### PERFORMANCE

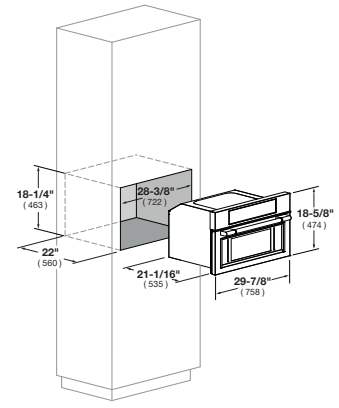
12 Functions  
Automatic Cooking  
Pre-selected and customizable recipes  
(weight, temperature, cooking time)  
Steam System  
Combined Cooking Functions  
Steam Recovery Cycle  
CLEAN, assisted cleaning cycle for  
oven interior and steam circuit



This product meets ADA (Americans with Disabilities Act) requirements. Please check with your local municipality's codes and stipulations for additional details to ensure compliance.

# SOFIA

PROFESSIONAL COMBI SPEED OVEN



| CODE ID                                 |                          | 30" SOFIA PRO STEAM OVEN - F6PSCO30S1 |        |
|---|--------------------------|---------------------------------------|--------|
| Type                                    | Steam + fan assisted     |                                       |        |
| Finish                                  | Stainless steel          |                                       |        |
| Temperature Regulation                  | Electronic               |                                       |        |
| <b>FUNCTIONS</b>                        |                          |                                       |        |
| Microwave / Steam cook                  | -/•                      |                                       |        |
| Steam reheat                            | •                        |                                       |        |
| Microwave / Steam convection            | •                        |                                       |        |
| Steam clean / circuit                   | •                        |                                       |        |
| 5 minute steam                          | •                        |                                       |        |
| Convection bake                         | •                        |                                       |        |
| Convection roast                        | •                        |                                       |        |
| Convection broil                        | •                        |                                       |        |
| Broil                                   | •                        |                                       |        |
| Eco convection bake                     | •                        |                                       |        |
| Recipes                                 | •                        |                                       |        |
| Oven Lights                             | •                        |                                       |        |
| <b>CONTROL PANEL</b>                    |                          |                                       |        |
| Control type                            | MODULAR - Electronic     |                                       |        |
| Display                                 | TFT 3.5"                 |                                       |        |
| Menu Recipes                            | •                        |                                       |        |
| Commands                                | Dual Full Touch Keyboard |                                       |        |
| Language                                | 4                        |                                       |        |
| <b>SPECIAL FEATURES</b>                 |                          |                                       |        |
| Manual Fast Preheat                     | •                        |                                       |        |
| Meat Probe                              | •                        |                                       |        |
| 12/24 hour clock format                 | •                        |                                       |        |
| °C/°F                                   | •                        |                                       |        |
| <b>OVEN DOOR(S)</b>                     |                          |                                       |        |
| Cool door                               | •                        |                                       |        |
| <b>OVEN CAPACITY</b>                    |                          |                                       |        |
| Gross Capacity (cuft)                   | 1.2                      |                                       |        |
| Usable Capacity (cuft)                  | 1.0                      |                                       |        |
| Cavity Enamel Color                     | Stainless Steel          |                                       |        |
| Rack Positions                          | 3                        |                                       |        |
| Oven Lights                             | 1x20W Halogen            |                                       |        |
| Broil Upper Heating Element             | 1500W (240V)             |                                       |        |
| Steamer                                 | 1500W (240V)             |                                       |        |
| Lower Element Wattage                   | 300W (240V)              |                                       |        |
| Convection Element Wattage              | 2300W (240V)             |                                       |        |
| <b>ACCESSORIES</b>                      |                          |                                       |        |
| Chrome racks                            | 1                        |                                       |        |
| Stainless Steel Tray                    | •                        |                                       |        |
| Telescopic chrome rack                  | -                        |                                       |        |
| <b>SIZE</b>                             |                          |                                       |        |
| Overall dim - width                     | 29 - 7/8"                |                                       | 758 mm |
| Overall dim - height                    | 18 - 5/8"                |                                       | 473 mm |
| Overall dim - depth                     | 21"                      |                                       | 533 mm |
| Cutout - width                          | 25 - 3/4"                |                                       | 654 mm |
| Cutout - height (min)                   | 18"                      |                                       | 458 mm |
| Cutout - depth (min)                    | 22"                      |                                       | 560 mm |
| <b>POWER / RATINGS</b>                  |                          |                                       |        |
| KW/Amps rating at 240V, 60Hz            | 3.3kW - 13.7A            |                                       |        |
| KW/Amps rating at 208V, 60Hz            | 2.48kW - 11.9A           |                                       |        |
| Cable + Conduit                         | •                        |                                       |        |
| <b>INSTRUCTION FOR USE</b>              |                          |                                       |        |
| Use & Care Manual / Installation Manual | EN, SP, FR               |                                       |        |