

Freestanding Ranges

FGEF3058R F/W/B

30" Electric




Signature Features



Quick Preheat

Preheat in just a few minutes.¹



True Convection

Single convection fan circulates hot air throughout the oven for faster and more even multi-rack baking.



One-Touch Quick Self Clean

Your oven cleans itself — so you don't have to. Self clean options available in 2-, 3- and 4-hour cycles.



Smudge-Proof™ Stainless Steel

Resists fingerprints and cleans easily.

Product Dimensions

Height (Max.)	48"
Width	29-7/8"
Depth (Including Handle)	29-1/4"

More Easy-To-Use Features

Effortless™ Convection

Takes the guesswork out of convection cooking — our oven automatically adjust standard baking temperatures to convection temperatures for consistent results.

Fits-More™ Cooktop with SpaceWise® Expandable Elements

The cooktop features five burners including two SpaceWise® Expandable elements and a Warming Zone so you can cook more at once.

Effortless™ Temperature Probe with Auto Keep Warm

The Effortless™ Temperature Probe allows you to set the desired finished temperature and alerts you when that temperature has been reached. The oven then holds the desired temperature of the meat by switching to a Keep Warm function for better cooking results.

One-Touch Keep Warm Setting


Just one touch of a button keeps food warm until everything — and everyone — is ready.

Built with American Pride

Designed, engineered and assembled in the U.S.A. Appliances that are high-performing, more accessible, and more innovative than ever.

Sabbath Mode (Star-K® Certified)

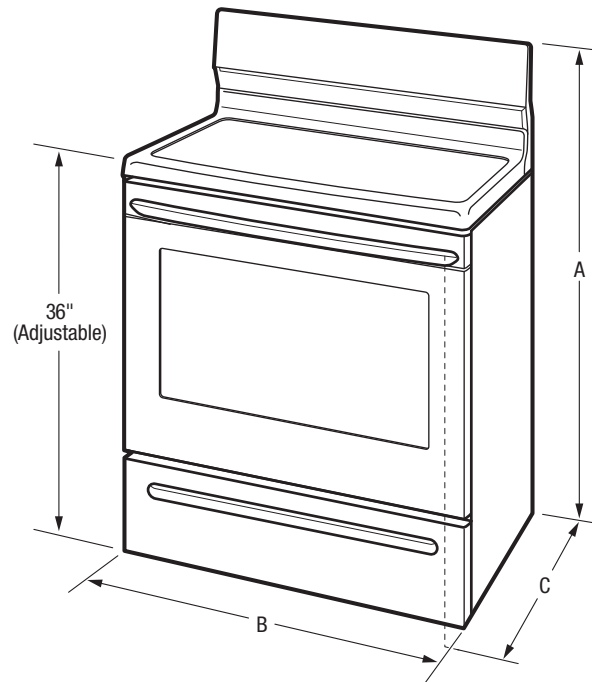
Available in:



Elements	Size	Watts
Right Front	9" / 12" Expandable	1,800 / 3,200
Right Rear	6"	1,200
Left Front	6" / 9" Expandable	1,200 / 3,000
Left Rear	6"	1,200
Center	Keep Warm Zone	100

¹Based on single rack cooking performance, not set temperature, using Quick Preheat.

Features	
Oven Control/Timing System	Express-Select® Controls
Surface Type	Black Ceramic Glass
Window	Picture
Exterior Door Finish	Smudge-Proof™ Stainless Steel (F), Color-Coord. (W/B)
Handle Design	Stainless Steel (F), Color-Coordinated (W/B)
Exterior Finish (Side Panels)	Black (F), Color-C. (W/B)
Convection System	True Convection
Oven Cleaning System	Self Clean
Drawer Functionality	Storage
Oven Controls	
Bake/Broil	Yes/Variable (400-550°F)
Effortless™ Convection Conversion	Yes
Convection Bake/Broil/Roast	Yes/No/Yes
Quick Bake Convection	
Quick Preheat	Yes
My Favorite	
Effortless™ Temperature Probe	Yes
Pizza Button	Yes
Keep Warm	Yes
Add-a-Minute	Yes
Delay Start	Yes
Self Clean	2, 3, 4 Hours
Quick Clean Option	Yes
Delay Clean	2, 3, 4 Hours
Kitchen Timer/Timed Cook Option	Yes/Yes
Auto Oven Shut-Off	Yes
Oven Lock-Out	Yes
Lower Drawer Control	
Cooktop Features	
Right Front Element (Watts)	SpaceWise® Expandable 9"/12" - 1,800/3,200
Right Rear Element (Watts)	6" - 1,200
Left Front Element (Watts)	SpaceWise® Expandable 6"/9" - 1,200/3,000
Left Rear Element (Watts)	6" - 1,200
Bridge Element (Watts)	
Center Element (Watts)	Keep Warm Zone - 100
Hot Surface Indicator Light	Yes
Oven Features	
Capacity (Cu. Ft.)	5.8
Oven Light	1
Hidden Bake Element	Yes
Rack Configuration	3 Standard
Baking System	Even Baking Technology
Broiling System	Vari-Broil™ Hi/Lo
Bake Element/Broil Element (Watts)	3,500/3,900
Drawer Racks	
Certifications	
Sabbath Mode (Star-K® Cert.)	Yes
Specifications	
Oven Interior (H x W x D)	21" x 24-3/8" x 19-1/2"
Power Supply Connection Location	Middle Bottom Rear
Voltage Rating	240V/208V/60 Hz
Connected Load (kW Rating) @ 240/208 Volts	13.5/10.5
Shipping Weight (Approx.)	195



NOTE: For planning purposes only. Always consult local and national electric codes. Refer to Product Installation Guide for detailed installation instructions on the web at frigidaire.com.



Product Dimensions		Cabinet Cutout Dimensions	
A - Height (Max.)	48"	Height (Standard)	36"
B - Width	29-7/8"	Width (Min.)	30"
C - Depth (Including Handle)	29-1/4"	Depth (Min.)	24"
Depth with Door Open 90°	49"		

Accessories information available on the web at frigidaire.com

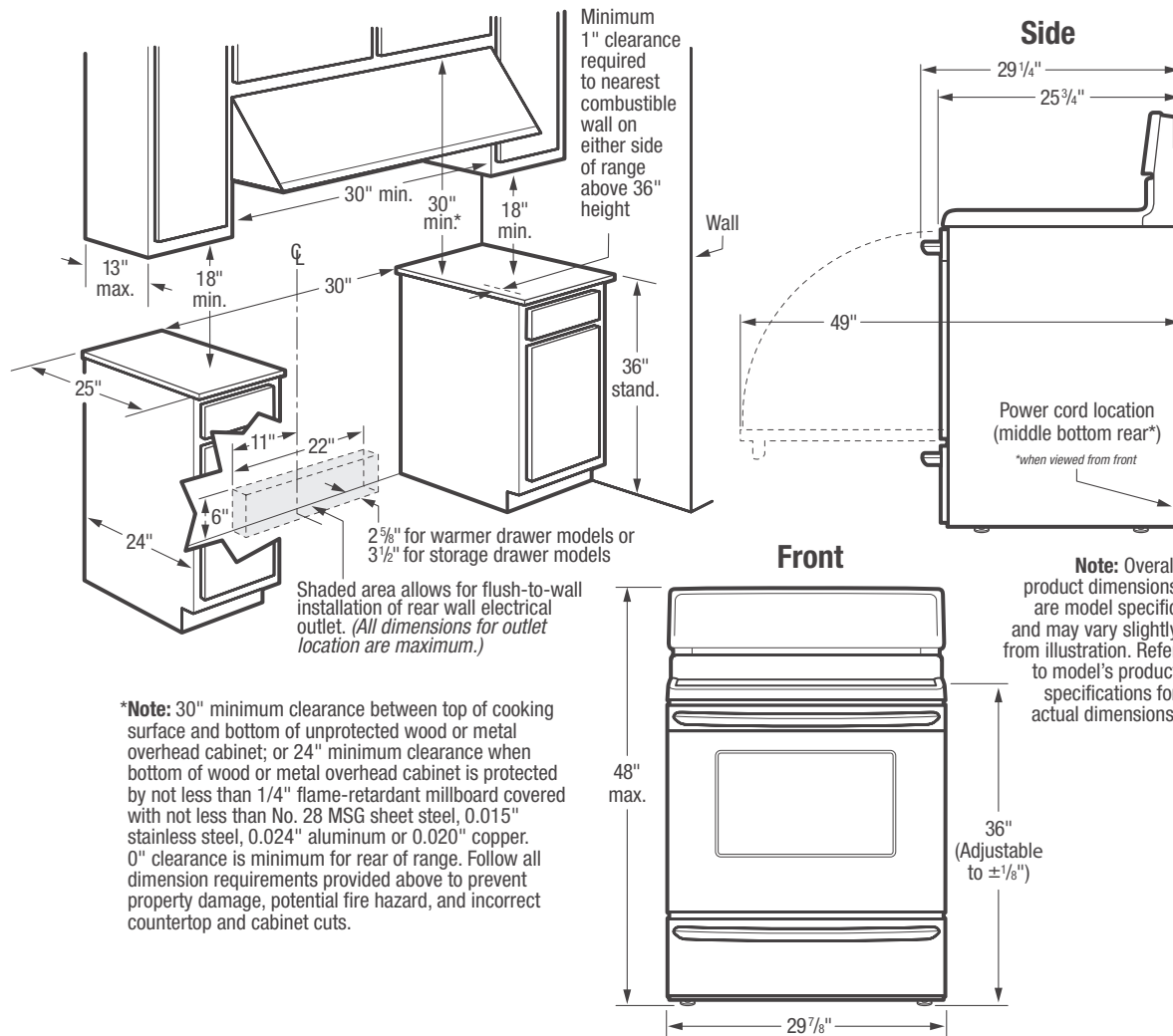
FRIGIDAIRE

USA • 10200 David Taylor Drive • Charlotte, NC 28262 • 1-800-FRIGIDAIRE • frigidaire.com
CANADA • 5855 Terry Fox Way • Mississauga, ON L5V 3E4 • 1-800-265-8352 • frigidaire.ca

FGEF3058R 10/15

© 2015 Electrolux Home Products, Inc.

Specifications
subject to change.



Freestanding Range Specifications

- Product Shipping Weight (approx.) – 195 Lbs.
 - Single phase 3- or 4-wire cable, 120/240 or 120/208 Volt, 60 Hertz, fused on both sides of line with ground.
 - Connected Load (kW Rating) @ 240/208 Volts = 13.5/10.5kW
 - Always consult local and national electric codes.
 - Make sure wall coverings around range can withstand heat generated by range.
 - Floor beneath range MUST be solid and level.
 - Overhead cabinetry should not exceed a 13" maximum depth.
 - Absolute minimum horizontal distance between overhead cabinets installed to either side of appliance must be no less than maximum width of appliance.
 - Range can be installed flush to wall with 0" minimum rear clearance.
 - Minimum 1" clearance required from edge of rangetop to nearest combustible wall on either side of range above 36" height.
 - Allow 30" minimum clearance between top of cooking surface and bottom of unprotected wood or metal overhead cabinet; or 24" minimum clearance when bottom of wood or metal overhead cabinet is protected by not less than 1/4" flame retardant millboard covered with not less than No. 28 MGS sheet steel, 0.015" stainless steel, 0.024" aluminum or 0.020" copper.
 - To reduce risk of fire when using overhead cabinetry, install range hood that projects horizontally a recommended minimum of 5" beyond bottom of cabinets.
 - Follow all dimension requirements provided to prevent property damage, potential fire hazard, and incorrect countertop and cabinet cuts.
- Note: For planning purposes only. Refer to Product Installation Guide on the web at frigidaire.com for detailed instructions.***

Note: For planning purposes only. Refer to Product Installation Guide on the web at frigidaire.com for detailed instructions.

