

STEEL

PULL-DOWN PREP FAUCET

Model FFP3450 Stainless Steel

Steel collection faucets blend the modern look and inherent sturdiness of solid stainless steel and are perfect for today's hard-working kitchens.




FEATURES

- Solid 304 stainless steel construction delivers corrosion resistance inside and out.
- Pull-Down 360-degree swivel spout provides a full range of motion to reach almost any area of the sink.
- Dual functioning spray head can toggle between powerful spray and stream, making clean-up effortless.

TECHNICAL FEATURES

Faucet Type	1-Hole Pull-Down Prep
Flow Rate	1.75 GPM
Spray Type	Stream and Spray
Spray Function	Toggle
Number of Handles	1
Spout Swivel Range	360°
Cartridge	35mm ceramic
Countertop Hole Diameter	1-3/8"
Weight	8 lbs
Warranty	Limited Lifetime
Certifying Agency	IAPMO
Certifications	ASME A112.18.1 / CSA B125.1 NSF/ANSI 61 NSF/ANSI 372
ADA Compliant	Yes

AVAILABLE FINISHES

FFP3450		Stainless Steel (304)
FFP3425BSS		Black Stainless Steel (PVD plated 304)
FFP3491CHG		Champagne Gold (PVD plated 304)

Product Image



Dimensional Drawing

