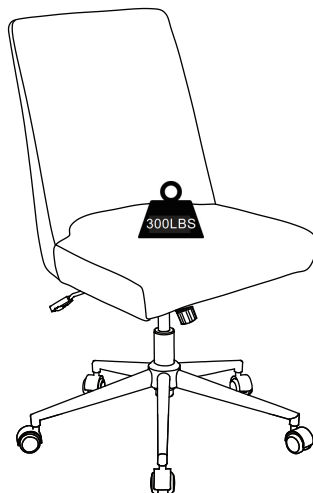


Instruction Manual

Office Chair

196861189241
196861189258
196861196751



ASSEMBLY INSTRUCTIONS

Before You Begin:

Please identify all component parts and hardware pieces required before you begin. Carefully remove all of the components from the packaging and set aside for assembly. Assemble on a soft surface to prevent scratching during assembly.

Caution:

Tighten all components securely before use. Failure to do so may result in personal injury.
DO NOT use any sharp objects to open plastic wrapped components as damage to product or components may result.


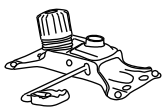

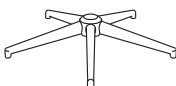




Warning:

CHOKING HAZARD - Small Parts. Adult Assembly Required.

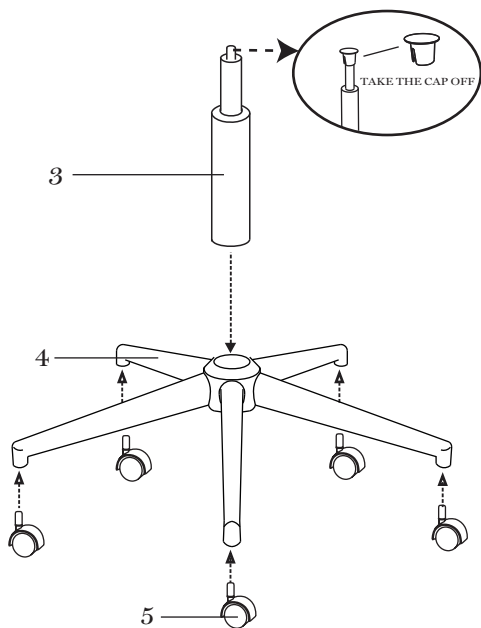
DO NOT ALLOW CHILDREN TO CLIMB ON FURNITURE

Serious or fatal crushing injuries can occur from furniture tipping over.

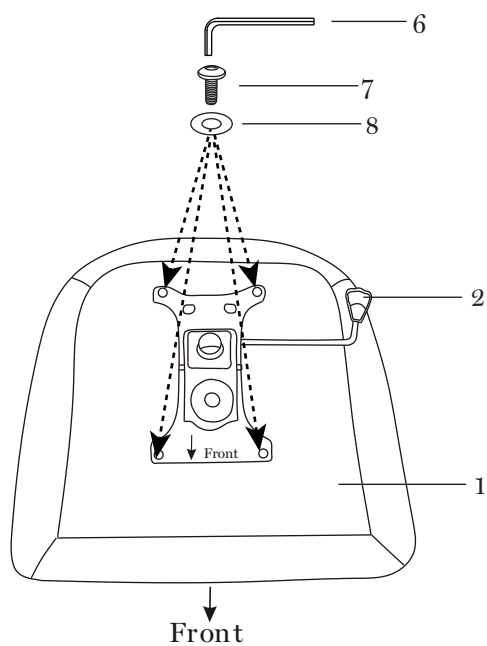
PARTS

PART 1	QTY: 1	PART 2	QTY: 1	PART 3	QTY: 1	PART 4	QTY: 1	PART 5	QTY: 5	PART 6	QTY: 1	PART 7	QTY: 4
										 M6			
SEAT		LIFT ASSEMBLY		CYLINDER		BASE		WHEEL		ALLEN WRENCH		M6*20 BOLT	
PART 8	QTY: 4												
													
Φ6 WASHER													

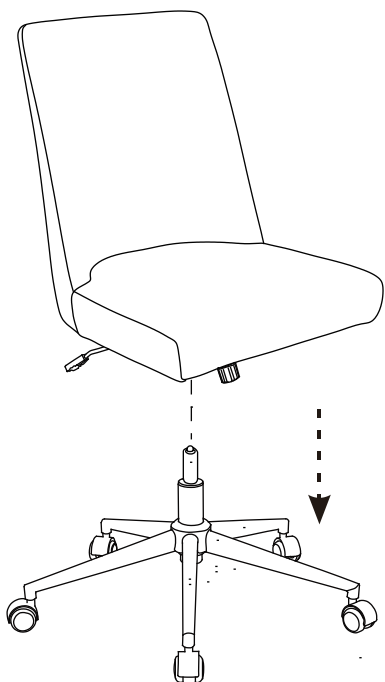
STEP 1



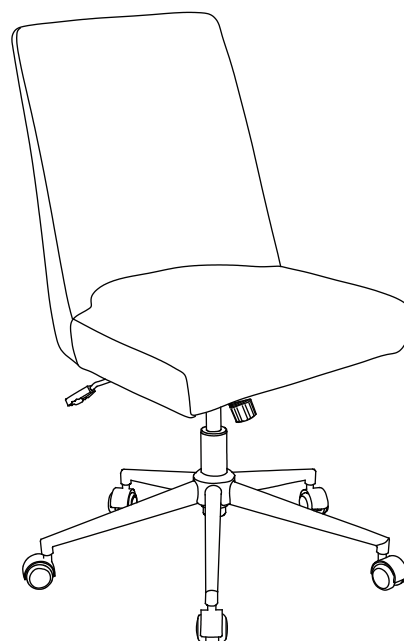
STEP 2



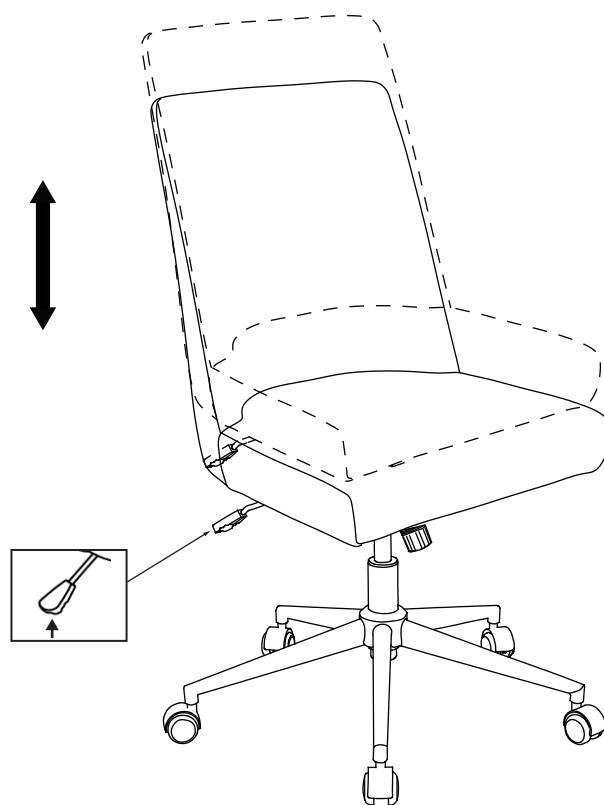
STEP 3



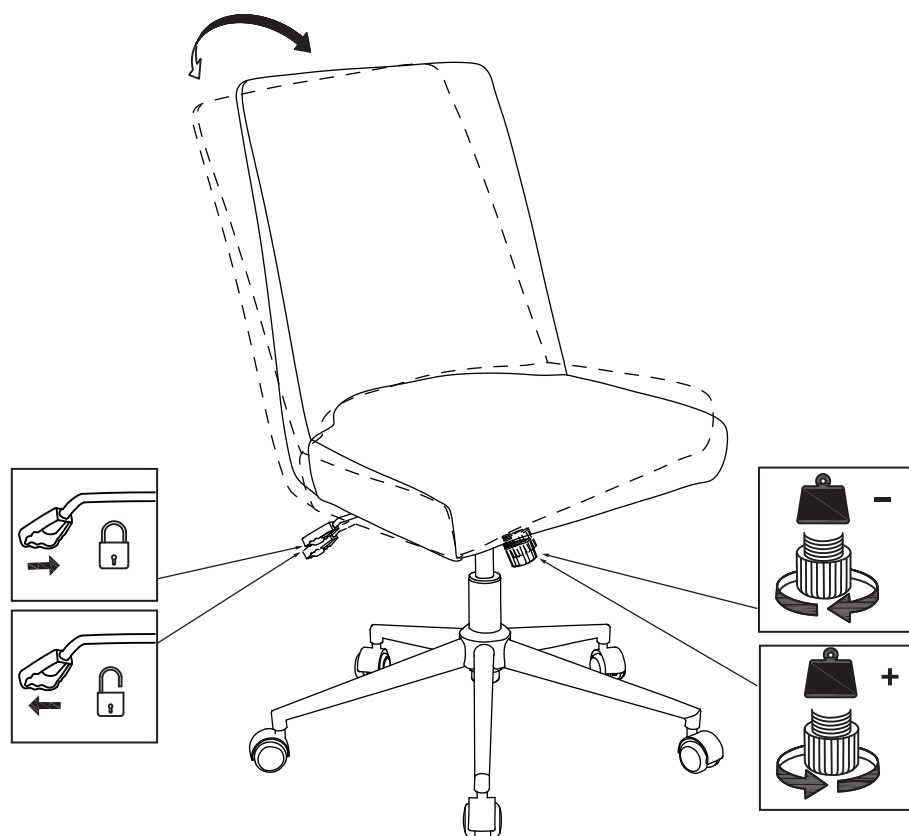
STEP 4



STEP 5



STEP 6



Quality and Safety guidelines:

-Please follow the static and dynamic weight capacity limits provided on this item. If you are unsure of the weight capacities for this product, email us at customerexperience@theubiquegroup.com or call 866-552-2810.

-Please use this item on a stable, level surface only. All chair castors should contact the flooring surface when in use. Do not use this item if any instability is detected.

-Please take care to keep the chair stationary when lowering yourself into a seated position in this chair.

-Please inspect this product regularly to make sure there are no damaged or worn parts. Also inspect to make sure all hardware is tightened correctly and securely. For inspection instructions, please email us at customerexperience@theubiquegroup.com or call 866-552-2810.

-For maintenance instructions and replacement parts, please email us at customerexperience@theubiquegroup.com or call 866-552-2810.

-If any parts are damaged or worn, please stop using the product. Repair this product with manufacturer supplied parts only.

-This item is intended for sitting only, do not climb or stand on this item.

-This chair is not intended for significantly reclined positions. To prevent accidental tipping, do not push backward or forward while seated.

-To prevent pinching or crushing injuries, ensure all areas are clear when rotating the chair and while adjusting the height of the chair.

-The product was designed for seating one person at a time.

-This item is intended for indoor use only.

-Store indoors away from moisture. For additional storage instructions, please email us at customerexperience@theubiquegroup.com or call 866-552-2810.

-Please visit www.theubiquegroup.com for our product warranty details or email us at customerexperience@theubiquegroup.com or call 866-552-2810.

-Please review and retain all assembly instructions, safety and quality guidelines and product warnings for future reference.