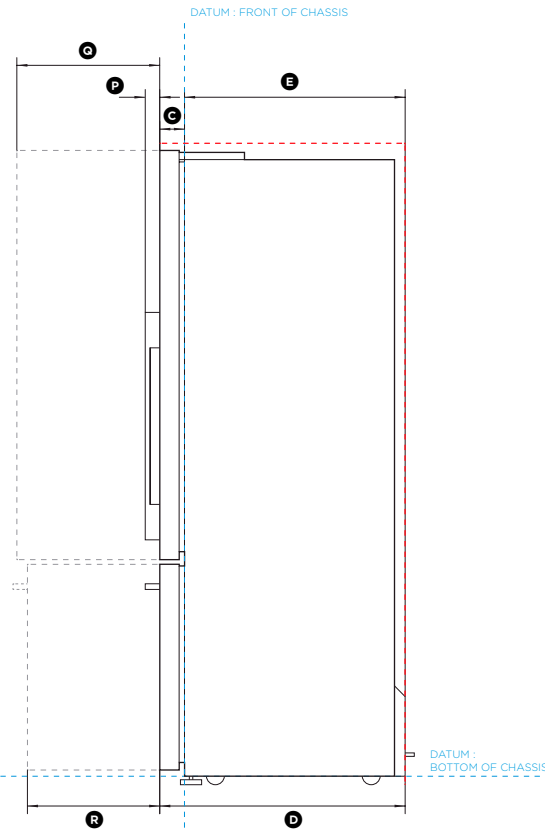
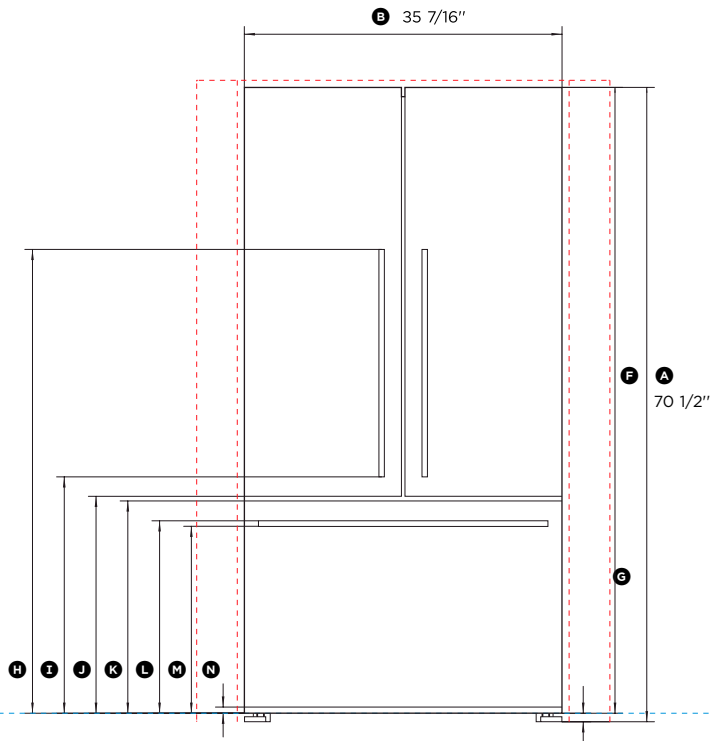
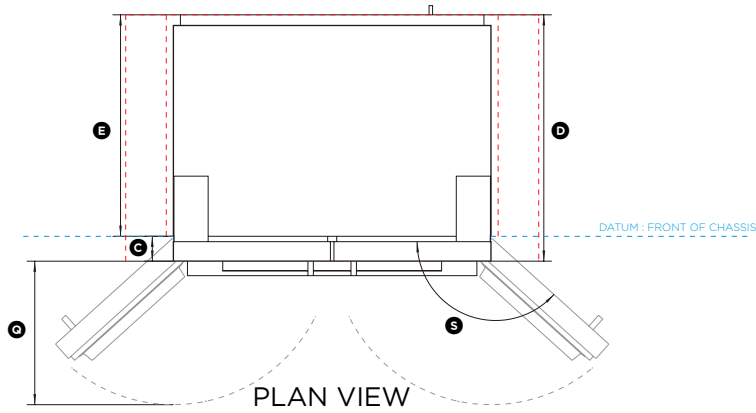


DATA SHEET

36" ACTIVEMART™ FRIDGE - FRENCH DOOR

Model no:

- RF610ADX4, RF610ADX5
- RF610ADW4, RF610ADW5
- RF540ADX4, RF540ADX5
- RF201ADX4, RF201ADX5, RF201ADW5



Product Dimensions	in
Ⓐ Overall height* of fridge	70 1/2"
Ⓑ Overall width of fridge	35 7/16"
Ⓒ Depth of fridge door and gasket (excludes handle)	2 3/4"
Ⓓ Depth of fridge door and chassis (excludes handle)	27 3/8"
Ⓔ Depth of fridge chassis (does not include fridge door)	24 5/8"
Ⓕ Height from bottom datum to top of fridge door	69 1/2"
Ⓖ Height of feet (adjustable)	15/16"
Ⓗ Height from bottom datum to top of top handle	52 1/2"
Ⓘ Height from bottom datum to bottom of top handle	27 3/16"
Ⓚ Height from bottom datum to bottom of top door	25 1/16"
Ⓛ Height from bottom datum to top of bottom door	24 1/2"
Ⓜ Height from bottom datum to top of bottom handle	22 5/16"
Ⓝ Height from bottom datum to bottom of bottom handle	21 11/16"
Ⓞ Height from bottom datum to bottom of bottom door	5/8"
Ⓟ Width of handle	5/8"
Ⓠ Depth of handle (measured from front of door)	1 5/8"
Ⓡ Depth of door (open at 90°) (measured from front of door)	15 15/16"
Ⓢ Depth of drawer (open) (measured from front of drawer) excluding handle	14 3/4"
Ⓣ Rotation of door (open) (measured from front of door)	138°

\* Includes mounted feet

Minimum Clearances	in
Minimum height of cavity	71 1/4"
Minimum side clearance installed flush with chassis	13/16"
Side clearance (hinge side) - installed flush with door - full rotation	5 5/16"
Rear clearance (including evaporator tray)	1 3/16"

INDICATES PRODUCT DATUM -----  
 INDICATES CABINETRY CLEARANCES - - - - -

DATE: 23.10.2015

IMPORTANT NOTE: Throughout this guide, dimensions may vary by ±2mm (3/32"). Please read the installation manual for detailed information on installing the product. [www.fisherpaykel.com](http://www.fisherpaykel.com)