


The Palisade[®]

FP240 Series



Select Finishes

SPECIFICATION SHEET

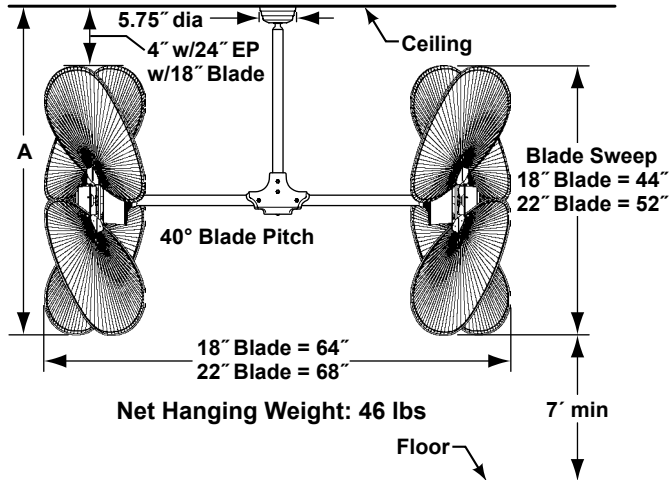



celebrating 25 years

Product Specifications subject to change

PALISADE®

FP240** Ceiling Fan Assembly



Available Finishes	
AB	Antique brass
OB	Oil-rubbed bronze (Damp)
PW	Pewter
RS	Rust (Damp)

Component Weights	
Motor Assembly Unit (2)	14 lbs
Horizontal Tube Assembly	5 lbs
Blade Set (8) [†]	3-5 lbs
Extension Pole [†]	1 lb/ft

Distance from Ceiling to Bottom of Blades	A
*24" Pole w/18" Palm Blades	51"
30" Pole w/22" Palm Blades	61"
36" Pole w/22" Palm Blades	67"
48" Pole w/22" Palm Blades	79"
60" Pole w/22" Palm Blades	91"
72" Pole w/22" Palm Blades	103"

* 24" extension pole may be used with 18" blades only
* Can be mounted on a sloped ceiling up to 45°

[†]Sold Separately

INSTALLATION REQUIREMENTS:

Fan uses a ball and bracket hanging system; must be secured to a structural member, such as a ceiling joist, capable of withstanding a load of at least 100 lbs. A 3/8" x 5" long lag bolt passes through loop in ceiling support cable, hanger bracket plate, and into wood structural member above.

ELECTRICAL REQUIREMENTS:

Requires a grounded electrical supply line of 120 volts AC, 60 Hz, 15 amp circuit.

MOTOR SPECS:

Two FK2100 motors are designed for optimal performance with this fan. 220 VAC, 50 Hz export version available.

FAN SPEEDS:

High—50 rpm; Low—30 rpm

BLADES:

A variety of palm, bamboo, and wood blades are available—sold separately; see our catalog or visit www.fanimation.com.

CONTROL OPTIONS:

C3 wall control is included. Optional C24 remote control and C25 wall control are available with use of optional SW24 receiver unit—all sold separately. Instructions are provided with each control.

LIGHTING OPTIONS:

Optional lighting fitters and light kits are available. See our catalog or visit www.fanimation.com for available lighting options.

EXTENSION POLE:

Fan requires the use of an extension pole—sold separately. Extension poles available in 24", 30", 36", 48", 60" and 72" lengths. An extension pole coupler is available for installations requiring an extension pole longer than 72". Fan can be mounted on a sloped ceiling up to 30°. Optional sloped ceiling ball kit (SCB52) is available for slope angles greater than 30° and up to 52°.

ACCESSORY OPTIONS:

Various optional accessories are available; see our catalog or visit www.fanimation.com.

LOCATION USE:

Fan is dry location rated only. Damp location rated with use of rust finish fan assembly and woven bamboo or all-weather composite blades.



celebrating 25 years

**10983 Bennett Parkway
Zionsville, IN 46077**

Toll Free (888) 567-2055

FAX (866) 482-5215

Outside U.S. call (317) 733-4113

Visit Our Website @ www.fanimation.com

*Copyright 2010 Fanimation, Inc.
All Rights Reserved*



2010/01