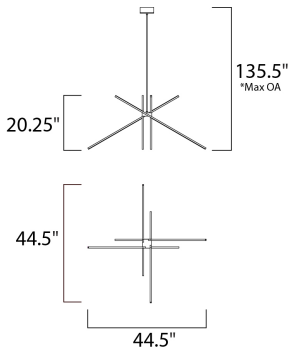




PRODUCT DESCRIPTION



*max overall height



MEASUREMENTS

DIMENSION : 44.5" W x 20.25" H x 44.5" Ext
 MAX OAH : 135.25" OAH
 CANOPY : 5" W x 2.25" H x 5" L
 HANGING WEIGHT : 7.11 lb

LAMPING

INPUT VOLTAGE : 120V
 LUMENS : 1,610 Rated (1,500 Del.)
 BULB : 4 x 5.75W LED PCB Integrated , 23W Total
 BULB INCLUDED : (Integrated)
 DIMMABLE : ELV
 CRI : 90 CRI
 COLOR_TEMP : 3000K

FINISHES OPTION

-  Black
-  Satin Aluminum
-  White

MATERIAL

Aluminum + Acrylic

RATINGS

cETLus
 Dry Location



ADDITIONAL

ADJUSTABLE
 RATED LIFE 40000 Hours
 OPERATING TEMPERATURE:
 -20°C (-4°F), 40°C (104°F)

Always consult a qualified electrician before installing any lighting product.



WESTERN DISTRIBUTION CENTER (HEADQUARTER)
 253 NORTH VINELAND AVE | CITY OF INDUSTRY, CA 91746
EASTERN DISTRIBUTION CENTER
 4200 SHIRLEY DR. | ATLANTA, GA 30336
 P. 626.956.4200 | F. 626.956.4225 | et2online.com