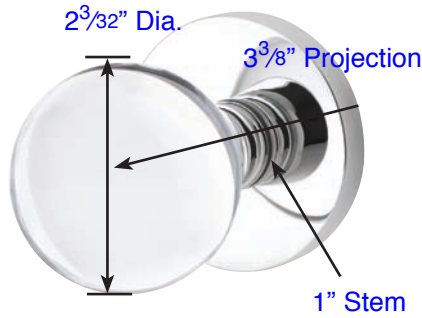
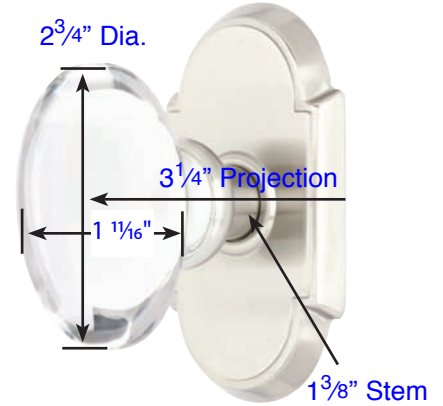


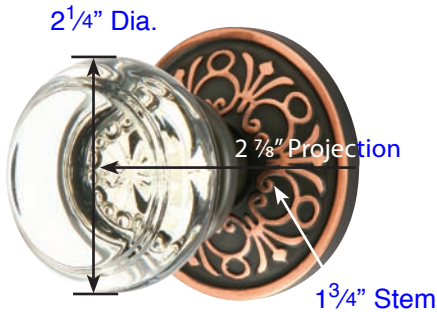
Providence Crystal (PC)



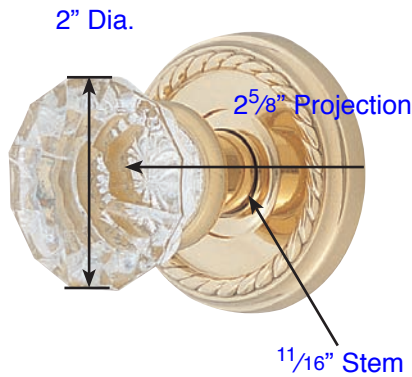
Bristol (BL)



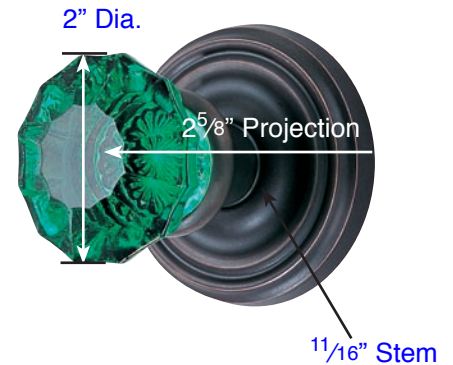
Hampton (HT)



Georgetown (GT)



Astoria - Clear (AS)



Astoria - Emerald (ASE)

Door Thickness Specifications

• Standard Door Thickness: 1 1/4" - 2"
Standard Components:

- Privacy Pin (for privacy sets)
- Inside Passage Half Spindle
- 1 1/2" Rosette Screws
- Full-Lip Strike Plate

• **Extended** Door Thickness: 2" - 2 1/2"
Extended Components:

- Privacy Pin w/ Extension (for privacy sets)
- Long Inside Passage Half Spindle
- 2" Rosette Screws
- Extended Full-Lip Strike Plate

• **Extended** Door Thickness: 2 1/2" - 3"
Extended Components:

- Privacy Pin w/ Extension (for privacy sets)
- Extra Long Inside Passage Half Spindle
- 2 1/2" Rosette Screws
- Extended Full-Lip Strike Plate