

Door Configuration #4

- American Cylinder Hub Above Handle
- $3\frac{5}{8}$ " Center to Center

Door Manufacturers Reference:

Ashland®, Caradco®, JELD-WEN®, Jeldwen® Custom Collection (formerly Pozzi®), Marvin®, PGT®, Premium Collection (formerly Norco®), Weathershield®

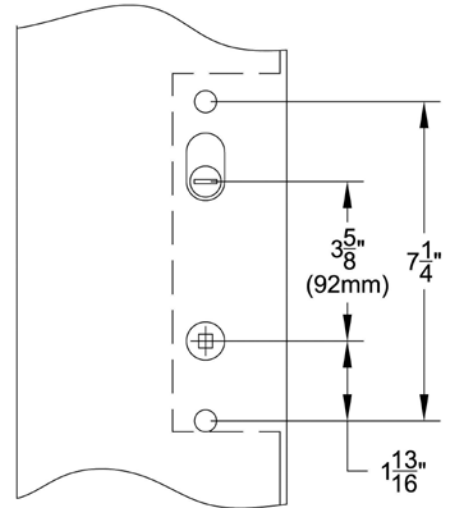

Disclaimer:

Door Manufacturers listed under each configuration are for reference only and are subject to change. Some retro fitting may be necessary. Please contact Emtek's customer service department to confirm product model.

Door Configuration #4 Specification Sheet

Components & Door Thickness

Door Configuration #4 American Cylinder Above Handle 3 5/8" Center to Center



Keyed Plates with American Cylinder *Includes non-keyed, thumbturn inside*

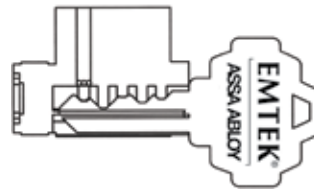
Standard Door Thickness: 1 5/8" - 2"	Extended Door Thickness: 2 1/8" - 2 3/4"
Standard Components: <ul style="list-style-type: none"> • Single Cylinder Tailpiece • 3 3/4" Steel Spindle • 2" Rosette Screws 	Extended Components: <ul style="list-style-type: none"> • Long Single Cylinder Tailpiece • 4 1/2" Steel Spindle • 2 1/2" Rosette Screws

Non-Keyed Plates *Includes non-keyed passage, fixed handle out/operating handle in, & dummy (uses screws only)*

Standard Door Thickness: 1 5/8" - 2"	Extended Door Thickness: 2 1/8" - 2 3/4"
Standard Components: <ul style="list-style-type: none"> • Single Cylinder Tailpiece • 3 3/4" Steel Spindle (<i>half-spindle for fixed handle out/operating handle in</i>) • 2" Rosette Screws 	Extended Components: <ul style="list-style-type: none"> • Long Single Cylinder Tailpiece • 4 1/2" Steel Spindle (<i>half-spindle for fixed handle out/operating handle in</i>) • 2 1/2" Rosette Screws

CONSTRUCTION KEYING

- Lost ball system.
- Last four pin locations drilled for lost ball application.
- Master key wafers used for code variability.
- Construction keys and owner keys sent separately.
- Order by indicating "**Construction Keyed, House #_**" next to applicable locks.



Construction devices used on one or all of last four positions.



Dimples drilled in plug in this position.

Charge for Construction Keying - \$4.00 per Cylinder (List) <ul style="list-style-type: none"> • Locks that are both construction keyed and keyed alike in a house group will be charged a total of \$8.00 (list) per cylinder.
Charge for Re-Keying - \$4.00 per Cylinder (List) <ul style="list-style-type: none"> • Locks that are keyed to code or keyed alike in a house group will be charged \$4.00 (list) per cylinder.
Keying to Code <ul style="list-style-type: none"> • Order by indicating "Key Code XXXXX" next to applicable locks.
Keying Alike <ul style="list-style-type: none"> • Order by indicating "Keyed Alike" next to applicable locks if only one keyed alike group is wanted. • If ordering multiple groups (houses) indicate "Keyed Alike House #_" next to applicable locks.

Door Configuration #4 Specification Sheet

Trim & Cylinders for Multi Point Locks

Swinging Patio Door Hardware - Set includes Plates, Handles and Cylinders (where applicable)
 Ashland®, Caradco®, JELD-WEN®, Jeldwen® Custom Collection (formerly Pozzi®), Marvin®, PGT®,
 Premium Collection (formerly Norco®), Weathershield®

Keyed with American Cylinder (for Active Door, Schlage Keyway Standard, Weiser Keyway Optional, Rekeyable)	
<p>1 ½" x 11" Plates, Product Codes 1411, 1431, 1451, 1471, 1491, 14A1</p>	<p>2" x 10" Plates, Product Codes 1421, 1441, 1401, 1481, 1401, 14B1</p>
Non-Keyed, Passage (for Semi-Active Door)	
<p>1 ½" x 11" Plates, Product Codes 1412, 1432, 1452, 1472, 1492, 14A2</p>	<p>2" x 10" Plates, Product Codes 1422, 1442, 1402, 1482, 1402, 14B2</p>
Non-Keyed, American Style Thumbturn Inside (for Active Door)	
<p>1 ½" x 11" Plates, Product Codes 1413, 1433, 1453, 1473, 1493, 14A3</p>	<p>2" x 10" Plates, Product Codes 1423, 1443, 1403, 1483, 1403, 14B3</p>
Non-Keyed, Fixed Handle Outside, Operating Handle Inside (for Semi-Active Door)	
<p>1 ½" x 11" Plates, Product Codes 1414, 1434, 1454, 1474, 1494, 14A4</p> <p>Fixed</p>	<p>2" x 10" Plates, Product Codes 1424, 1444, 1404, 1484, 1404, 14B4</p> <p>Fixed</p>
Dummy Pair (for Non-Active Door)	
<p>1 ½" x 11" Plates, Product Codes 1415, 1435, 1455, 1475, 1495, 14A5</p> <p>Fixed</p>	<p>2" x 10" Plates, Product Codes 1425, 1445, 1405, 1485, 1405, 14B5</p> <p>Fixed</p>