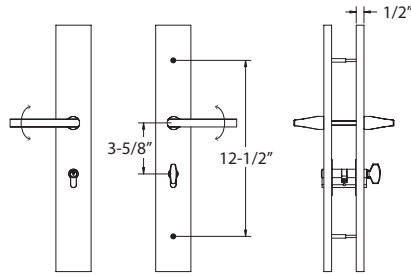


2 3/8" (60mm) minimum backset required

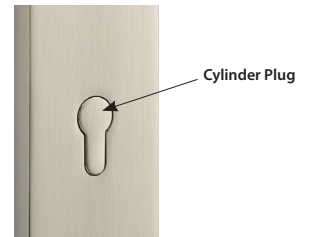
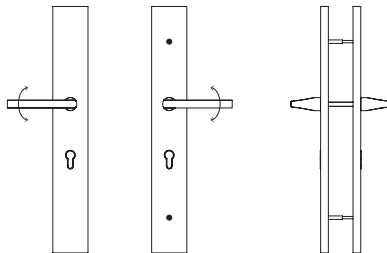
Keyed with Euro Profile Cylinder (for Active Door, Schlage® Keyway Standard, Rekeyable)

Euro Cylinder *Below* Handle



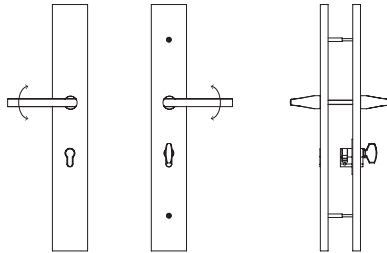
Non-Keyed with Cylinder Plugs, Passage (for Semi-Active Door)

Euro Cylinder *Below* Handle



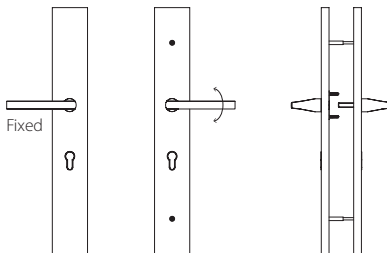
Non-Keyed with Cylinder Plug, Euro Profile Style Thumbturn Inside (for Active Door)

Euro Cylinder *Below* Handle



Non-Keyed with Cylinder Plugs, Fixed Handle Outside, Operating Handle Inside (for Semi-Active Door)

Euro Cylinder *Below* Handle



Dummy Pair with Cylinder Plugs (for Non-Active Door)

Euro Cylinder *Below* Handle

