

# ELKAY® SPECIFICATIONS

## No Lead Wall Mount Water Cooler Air Cooled – Models EWA4, EWA8, EWA14, EWA16 and EWA20

### GENERAL

Self-contained, electric refrigerated, wall hung water cooler. Capacity of 50°F drinking water, based upon 80°F inlet water and 90°F ambient.

Non-pressurized tank system is standard. Non-pressurized water tank is located after bubbler valve, so that tank is subject to line pressure only when valve button is pressed.

### NO LEAD DESIGN

**THIS WATER COOLER COMPLIES WITH THE LEAD-FREE DEFINITION IN THE SAFE DRINKING WATER ACT OF 1986 AND LEAD CONTAMINATION CONTROL ACT OF 1988.**

Elkay Water Coolers are manufactured with a waterway system utilizing copper components and completely lead-free materials. These waterways have no lead because all lead materials, such as leaded brass, have been removed. All joints are brazed using silver solder only. No lead solder is permitted. A strainer with an easily cleanable screen is provided to allow trapping and convenient removal of waterborne particulate of 140 microns and larger prior to their entry into the water cooler.

### CAPACITIES CHART

Model Number	Base Rate	*GPH of 50°F Drinking Water			Rated Watts	Full Load Amps	Glass† Filler Option	•Pre-Cooler	Ship. Wt. Lbs.
		Room Temperature °F							
		70°F	80°F	90°F					
EWA4	4.0	4.8	4.4	4.0	230	2.5	Yes	No	66
EWA8	7.6	9.2	8.4	7.6	370	4.0	Yes	No	69
EWA14	13.5	16.3	14.9	13.5	665	7.2	Yes	No	72
†EWA16	9.6	18.8	17.1	15.5	510	5.5	Yes	Yes	76
†EWA20	12.0	23.6	21.5	19.5	665	7.2	Yes	Yes	74

\*Based on 80°F inlet water temperature.

•Pre-cooler capacities based on 60% spill through pre-cooler.

†Glass filler available at extra cost. Requires factory preparation to receive glass filler.

††EWA16 and EWA20 meet only the lead-free definition of NSF/ANSI 61.

Rated watts shown are based on operational (run) time, in compliance with A.R.I. Standard 1010 conditions. Specific applications will determine the actual watts consumed per hour. Watts consumed will be based on number of people served per hour (usage), ambient temperatures, and inlet water temperature.

### COOLING SYSTEM


**Motor Compressor:** Hermetically sealed, reciprocating type, 115V, 60 Hz single phase. Sealed-in lifetime oil supply. Equipped with electric cord and three prong molded rubber plug.

**Condenser:** Fan cooled, copper tube with aluminum fins. (EWA4 has steel tube with steel fins.) Fan motor is permanently lubricated.

**Cooling Unit:** Combination tube-tank type. Tube portion is continuous coil of copper tubing. Fully insulated with EPS foam which meets Underwriters Laboratories Inc. requirements for self extinguishing material.

**Refrigerant Control:** Refrigerant HFC-134a is controlled by accurately calibrated capillary tube for positively trouble-free performance.

**Temperature Control:** Enclosed adjustable thermostat is factory preset. Requires no adjustment other than for altitude requirement.



Model EWA4

### CONSTRUCTION

**Fountain Top:** One piece stainless steel top, polished to a uniform Elkay bright luster finish. Exclusive Cascade basin tested most splash-resistant, features multi-level deck design with a built-in vandal-resistant strainer.

**Exclusive Flexi-Guard® Safety Bubbler:** Innovative design utilizes an infused anti-microbial pliable polyester elastomer to prevent accidental mouth injuries. Flexes on impact, then returns to original position. Strong. Abrasion-resistant. Anti-sweat. Keyed in location to prevent rotation.

**Removable Panel:** Removable front panel offers easy accessibility to interior. Cabinet design allows for flush to wall mounting.

**Color Selection:** Models available in Light Gray Granite, Almond, Sandalwood and Stainless Steel panels.

**Protected by Elkay's 5 Year Limited Warranty** on the refrigeration system of the unit.

Elkay Pressure-Type Water Coolers are designed to operate on 20 psi to 105 psi supply line pressure. If inlet pressure is above 105 psi, a pressure regulator must be installed in the supply line. Any damage caused by reason of connecting this product to supply line pressures lower than 20 psi or higher than 105 psi is not covered by the warranty.

### STANDARDS

 Elkay Electric Air Cooled Water Coolers are listed by Underwriters Laboratories Inc. and comply with both Canadian and U.S. requirements.

These units comply with A.R.I. Standard 1010.

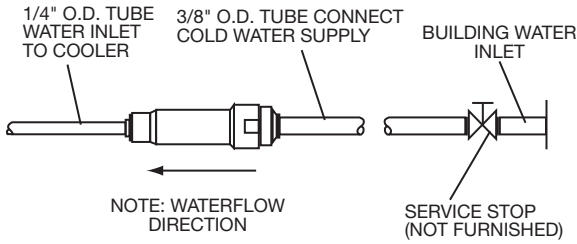
This cooler is certified by WQA to lead-free compliance including NSF/ANSI 61-ANNEX G, AB 1953.

In keeping with our policy of continuing product improvement, Elkay reserves the right to change product specifications without notice. Please visit [elkayusa.com](http://elkayusa.com) for most current version of Elkay product specification sheets.

This specification describes an Elkay product with design, quality and functional benefits to the user. When making a comparison of other producers' offerings, be certain these features are not overlooked.

**No Lead Wall Mount Water Cooler  
Air Cooled – Models EWA4, EWA8,  
EWA14, EWA16 and EWA20**

**ELKAY®  
ROUGH-IN DIMENSIONS**



**IMPORTANT!  
INSTALLER PLEASE NOTE:**

This water cooler has been designed and built to provide water to the user which has not been altered by materials in the cooler waterways.

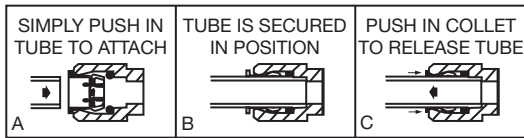
The grounding of electrical equipment such as telephone, computers, etc., to water lines is a common procedure. This grounding may be in the building but may also occur away from the building. This grounding can cause electrical feedback into a water cooler creating an electrolysis which creates a metallic taste or causes an increase in the metal content of the water. This condition is avoidable by installing the cooler using the proper materials as shown below.

**NOTICE**

This water cooler must be connected to the water supply using a dielectric coupling. The cooler is furnished with a non-metallic strainer which meets this requirement.

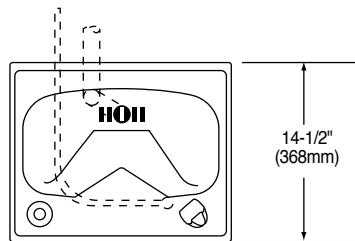
The drain trap which is provided by the installer should also be plastic to completely isolate the cooler from the building plumbing system.

**OPERATION OF QUICK CONNECT FITTINGS**

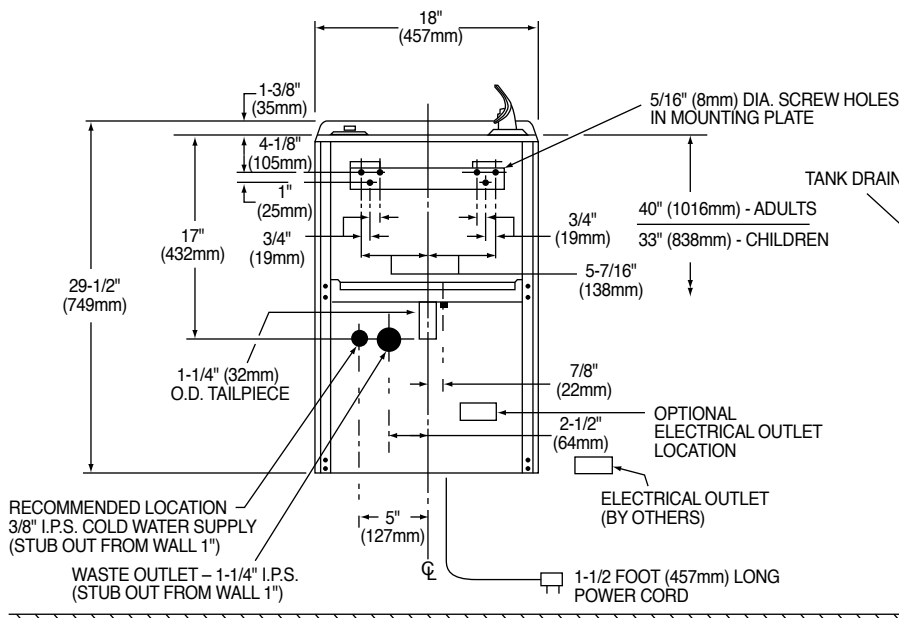


PUSHING TUBE IN BEFORE PULLING IT OUT HELPS TO RELEASE TUBE

**TOP VIEW**



**FRONT VIEW**



**SIDE VIEW**

