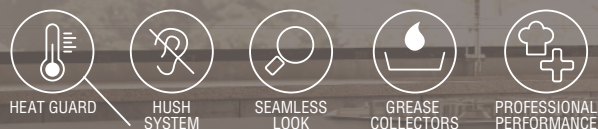


ELICA PRO SERIES  
LEONE ISLAND



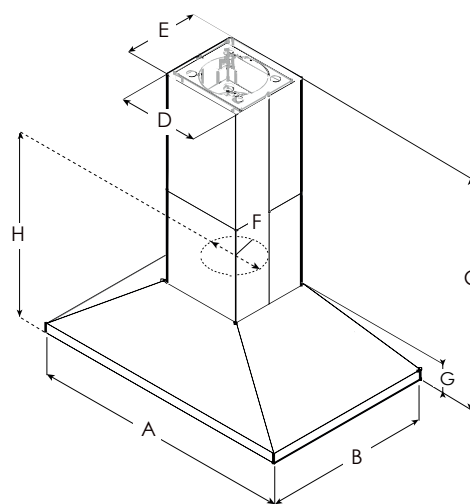
HEAT GUARD HUSH SYSTEM SEAMLESS LOOK GREASE COLLECTORS PROFESSIONAL PERFORMANCE

HUSH

ELICA'S EXCLUSIVE PLUS FEATURES

Designed to be suspended above a kitchen island, Leone's crisp lines, beveled rim and gleaming stainless steel deliver professional cooking with a sense of style. Give your kitchen a splash of Italian design with a chimney style island hood that has the extra depth and power required to support professional ranges and cooktops.

Available in 36" and 42" widths, Leone Island comes equipped with an extra powerful 1200 CFM internal blower and backlit hidden metallic in/out knobs, which operate the 4 speed blower and LED lighting.



$\geq 24''$      $\geq 36''$

MOUNTING HEIGHT RANGE

	ELI136S2	ELI142S2
A	36" (91.4 cm)	42" (106.7 cm)
B	27" (68.6 cm)	
C	Max: 46 3/4" (118.3 cm) Min: 37 1/2" (95.3 cm)	
D	13 1/8" (33.2 cm)	
E	12" (30.5 cm)	
F	8" (20.3 cm)	
G	12 3/4" (32.4 cm)	
H	17 1/2" (44.3 cm)	






# ELICA PRO SERIES LEONE ISLAND



## SPECIFICATIONS

Width:	36" Unit	42" Unit
Model:	ELI136S2	ELI142S2
Dimensions:	36"W x 27"D x Min 37 1/2 Max 46 9/16" H	42"W x 27"D x Min 37 1/2 Max 46 9/16" H
Blower Type(internal):**	1200 CFM(4-speed)	
Noise (sones):**	8.5 Sones	
Finish:	Stainless Steel	
Controls:	Fully Retractable knobs with blue backlight	
Illumination:	4 LED Lights, 6.5 W, 3000 K, 540 Lumen/Lamp	
Grease Filter:	(2) Dishwasher-Safe, Professional Stainless Steel Baffle	
Duct Transition:	8" Round with BackDraft Damper (top only)	
Installation Type:	Ducted Only	
Telescopic Chimney:	For ceiling heights 7'9" - 9'10" (over electric cooking), 8'3" - 9'10" (over gas cooking)	
Electrical:	120V - 60 Hz, 926 W	
KITS:		
Long Chimney Extension Kit:	KIT0100317 (Can reach up to 13'6")	
Inline Blower Shell Kit:	KIT0179549 (1200 CFM blower, 8" or 10" compatible)	
External Blower Shell Kit:	KIT0179547 (1200 CFM blower, 8" or 10" compatible)	
Electronic CFM Reduction Bypass KIT:	KIT0185099 (for 1200 CFM Blower)	
WARRANTY:***	Two (2) Years Parts & In-Home Labor. Earn an additional One (1) Year of Parts & In-Home Labor by registering on elica.com.	

## PLUS FEATURES

- 
**HUSH SYSTEM** - An exclusive sound deadening technology that effectively reduces sound levels by over 35%.
- 
**SEAMLESS CRAFTSMANSHIP** - Heavy gauge stainless steel "Seamless" construction that delivers refined elegance.
- 
**HEAT GUARD** - Senses extreme temperatures (>158 °F) and automatically adjusts the blower speed to HIGH.
- 
**PROFESSIONAL PERFORMANCE** - Special features and high performances for models with aspiration capacity between 600 and 1200 CFM's.
- 
**STAINLESS STEEL BAFFLE FILTERS WITH GREASE COLLECTORS** - Designed for high airflow cooking, the "S" shape design traps high volumes of grease.



\* The product images shown are for illustration purposes only and may not be an exact representation of the product.

\*\* Blower performance indicates the performance of the blower by itself. Performance claims are not AHAM certified but were established in accordance with HVI Standardized test procedure. For Certified Ratings, please refer to AHAM Certified Product Directory. Electric Ratings are declared according to UL.

\*\*\* For valid warranty extension, register within 3 months from purchase. For USA & Canada Users Only.

Certified Ratings	High Speed	Working Speed	Duct Size
CFM	780	310	6" (Vertical)
Sones	12.5	3	6" (Vertical)