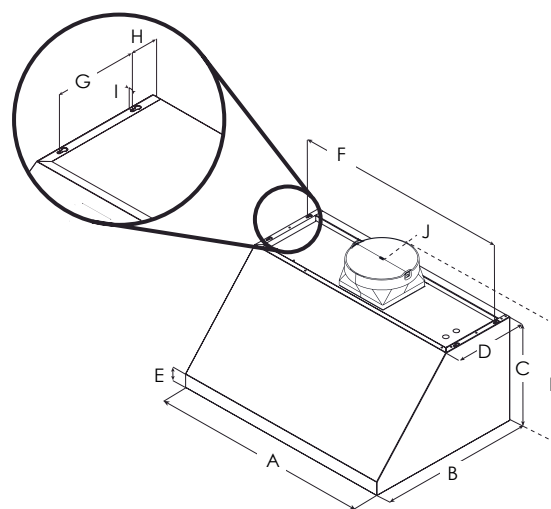




- HUSH SYSTEM
- LED REPLACEABLE
- SEAMLESS LOOK
- GREASE COLLECTORS
- PROFESSIONAL PERFORMANCE
- HEAT GUARD

ELICA'S EXCLUSIVE PLUS FEATURES

For homeowners who are passionate about the culinary arts, the seamless welded corner craftsmanship, traditional styling and gleaming stainless steel of Calabria, provides the look and performance expected from a professional-grade range hood. With the new backlit hidden knob controls and traditional baffle filters, Calabria is available in 30", 36", 42" and 48" widths and equipped with a 600 CFM (30" and 36") or 1200 CFM blower (36", 42", 48") to support all cooking needs. Designed for standard ducted ventilation only.



- ≥24"
- ≥30"

MOUNTING HEIGHT RANGE







	ECL630S4	ECL636SS ECL136S4	ECL142S4	ECL148S4
A	30" (76 cm)	36" (91.1 cm)	42" (106.5 cm)	48" (121.7 cm)
B	25" (63.5 cm)			
C	18" (45.7 cm)			
D	12" (30.3 cm)			
E	1 ⁵ / ₈ " (5.7 cm)			
F	29 ¹ / ₈ " (74 cm)	35 ¹ / ₈ " (89.2 cm)	41 ¹ / ₈ " (104.5 cm)	47 ¹ / ₈ " (119.7 cm)
G	7 ¹ / ₂ " (19 cm)			
H	2 ⁹ / ₁₆ " (6.5 cm)			
I	3 ³ / ₈ " (1 cm)			
J	10" (25.4 cm)			
K	21 ¹⁵ / ₁₆ " (55.6 cm)			

ELICA PRO SERIES
CALABRIA
 SPECIFICATIONS



Width:	30" UNIT	36" UNIT	42" UNIT	48" UNIT
Model:	ECL630S4	ECL636SS* ECL136S4**	ECL142S4	ECL148S4
Dimensions:	30"W x 25"D x 18"H	36"W x 25"D x 18"H	42"W x 25"D x 18"H	48"W x 25"D x 18"H
Blower Type(internal):**	600 CFM (4-speed)	600 CFM* 1200 CFM**	1200 CFM(4-speed)	1200 CFM(4-speed)
Noise (sones):**	7 Sones	7 Sones * 8.5 Sones**	8.5 Sones	
Finish:	Stainless Steel			
Controls:	Fully Retractable Rotating Knobs with Blue backlighting			
Illumination:	LED Lights, 6.5 W, 3000 K, 540 Lumen/Lamp 2 LED for 30", 36" 42" & 4 LED for 48"			
Grease Filter:	Dishwasher-Safe, Professional Stainless Steel Baffle			
Duct Transition:	10" Round with BackDraft Damper (top and rear)			
Installation Type:	Ducted Installation Only			
Electrical:	120V - 60 Hz, 463 W	120V - 60 Hz, 490 W* 120V - 60 Hz, 913 W**	120V - 60 Hz, 913 W	120V - 60 Hz, 926 W
KITS:				
Long Chimney Extension Kit 6":	KIT02159	KIT02158	KIT02622	KIT02164
Long Chimney Extension Kit 12":	KIT02160	KIT02161	KIT02623	KIT02165
Heat Lamp Kit:	KIT0155106	KIT0155107	KIT0155110	KIT0155111
Stainless Back Splash:	KIT0142864	KIT0142867	KIT0142868	KIT0142870
1200 CFM External Blower Kit:	KIT0153054			
1200 CFM Inline Blower Kit:	KIT0154387			
Inline Blower Shell Kit:	KIT0179549 (for use with 1200 CFM blowers only)			
External Blower Shell Kit:	KIT0179547 (for use with 1200 CFM blowers only)			
Electronic CFM Reduction Bypass Kit:	KIT0185752 (for 600 CFM Blower), KIT0185099 (for 1200 CFM Blower)			
WARRANTY:***	Two (2) Years Parts & In-Home Labor. Earn an additional One (1) Year of Parts & In-Home Labor by registering on elica.com.			

PLUS FEATURES

- 
HUSH SYSTEM - An exclusive sound deadening technology that effectively reduces sound levels by over 35%.
- 
LED CONSUMER REPLACEABLE BULB - High quality LED lighting usually requires a skilled technician to replace lamps. Avoid this expense with Elica's new LED lamps that enable homeowners to replace in seconds.
- 
SEAMLESS CRAFTSMANSHIP - Heavy gauge stainless steel "Seamless" construction that delivers refined elegance.
- 
STAINLESS STEEL BAFFLE FILTERS WITH GREASE COLLECTORS - Designed for high airflow cooking, the "S" shape design traps high volumes of grease.
- 
PROFESSIONAL PERFORMANCE - Special features and high performances for models with aspiration capacity between 600 and 1200 CFM's.
- 
HEAT GUARD - Senses extreme temperatures (>158°F) and automatically adjusts the blower speed to HIGH.



Model	Certified Ratings	High Speed	Working Speed	Duct Size
ECL630S4 ECL636SS	CFM Sones	490 8.5	180 1.5	10" Vertical
ECL136S4 ECL142S4 ECL148S4	CFM Sones	910 12.5	340 2	10" Vertical

* The product images shown are for illustration purposes only and may not be an exact representation of the product.
 ** Blower performance indicates the performance of the blower by itself. Performance claims are not AHAM certified but were established in accordance with HVI Standardized test procedure. For Certified Ratings, please refer to AHAM Certified Product Directory. Electric Ratings are declared according to UL.
 *** For valid warranty extension, register within 3 months from purchase. For USA & Canada Users Only.