














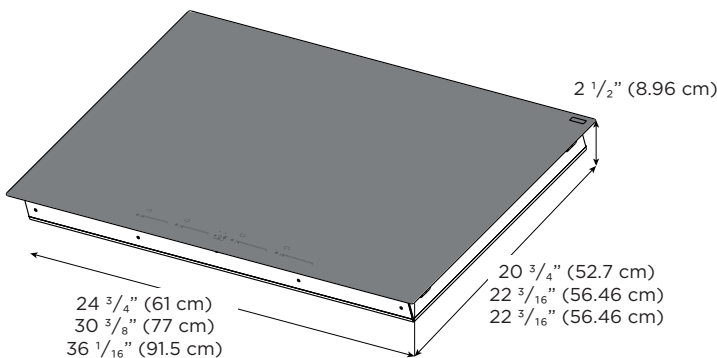
ELICA'S EXCLUSIVE PLUS FEATURES

Introducing Volta, a line of powerful cooktops equipped with top-end induction technology, ensuring precise and efficient cooking like never before.

The modern design showcases a luxurious black glass surface and electronic side touch controls, allowing it to seamlessly blend style and functionality. Available in three convenient widths - 24", 30", and 36" - Volta offers a range of options to fit any kitchen space.

Additionally, our cooktops come with multiple plus features that will revolutionize your cooking experience.

-  **STOP & GO** - If you are interrupted while cooking, with just a single movement, pressing the Stop & Go button, you can switch off all the cooking zones and walk away with complete confidence and safety.
-  **DELAY SWITCH OFF** - A smart timer feature allows you to set the automatic switch-off of the product after a predetermined time. Delayed shutdown may be used in order to leave the hood on even after cooking, so as to fully remove stubborn odors and residual humidity.
-  **TIMER** - Set the cooking time and start the countdown. At the end, the cooking area will be automatically switched off and a beep will sound. You can set independent timers on more than one area at the same time.
-  **TEMPERATURE MANAGER** - The cooktop can be used with two different standard programs (107° F & 158° F) to always ensure perfect cooking.
-  **POT DETECTOR** - The hob automatically detects the presence of the pot in the cooking area and provides heat only when it is correctly positioned.
-  **TOUCH CONTROLS** - Multifunction electronic touch control behind sleek black glass and illuminate red when activated.
-  **CHILD LOCK** - This avoids that the cooking or extraction areas are not accidentally switched on. The function can be enabled when the product is switched on but the cooking areas and extraction are switched off.
-  **TOTAL INTEGRATION** - The Total Integration products have been designed to be seamlessly integrated into the kitchen whilst maintaining harmony with the surroundings.
-  **BRIDGE ZONES** - Avoid heat to be progressively dispersed when using longer or larger pans, by joining two cooking areas into one single larger area. With the same power, uniform, and constant temperature
-  **EXTRA LARGE ZONE** - Cooking using large pots & pans (up to 10" diameter), or prepare special dishes faster, thanks to high power levels, in comparison to the average induction hob on the market.
-  **WARMING MODE** - Designed for low temperature cooking, ideal for heating liquids without worrying about overheating. Keeps prepared food warm, while other foods are still cooking.



SPECIFICATIONS



Width:	24" UNIT	30" UNIT	36" UNIT
Model:	EIV424BL	EIV430BL	EIV536BL
Dimensions:	24 3/4" W x 20 3/4" D x 2 1/2" H	30 3/8" W x 22 3/16" D x 2 1/2" H	36 1/16" W x 22 3/16" D x 2 1/2" H
Cooking Zones:	4 Cooking Zones	4 Cooking Zones	5 Cooking Zones
□ Burner 1 □ Burner 2 □ Burner 3 □ Burner 4 □ Burner 5	BRIDGE 3kW 7 1/2" x 8 1/4" 3kW 7 1/2" x 8 1/4" 1.8kW Ø 5 3/4" 3kW 7 1/2" x 8 1/4"	3.7 kW 7 1/4" x 8 5/8" 3.7 kW 7 1/4" x 8 5/8" 2.2 kW Ø 5 3/4" 3.7 kW Ø 10 1/4"	3.7 kW 7 1/4" x 8 5/8" 3.7 kW 7 1/4" x 8 5/8" 2.2 kW Ø 5 3/4" 3.7 kW Ø 8 1/4" 3.7 kW Ø 10 1/4"
Finish:	Tempered, Ultra Deep Black Ceramic Glass		
Control:	Electronic Glass Touch & Slide w/red illumination		
Heating Type:	Induction		
Heating Level:	10 Levels (9 + Boost, see details in chart below)		
Installation Type:	Built-In / Self Rimming or Flush		
Electrical:	220 V, 60 Hz, 6.1 kW, 28 A	220 V, 60 Hz, 7 kW, 32 A	220 V, 60 Hz, 10.5 kW, 44 A
WARRANTY:**	Three (3) Years Parts & In-Home Labor.		

VOLTA 24"



VOLTA 30"



VOLTA 36"



Cooking Level	Power (W)
Level 1	63 W
Level 2	105 W
Level 3	168 W
Level 4	252 W
Level 5	378 W
Level 6	588 W
Level 7	882 W
Level 8	1344 W
Level 9	2100 W
Booster	3700 W

Values reference to the maximum power 3.7 kW burner

Glass Specifications	
Material	Glass-ceramic cooking panel
Appearance	Deep - black color
Thickness	4mm
Color in reflexion	Black
Color in transmission	Amber
Surface structure	Though crystal smooth scratch and stain-resistant

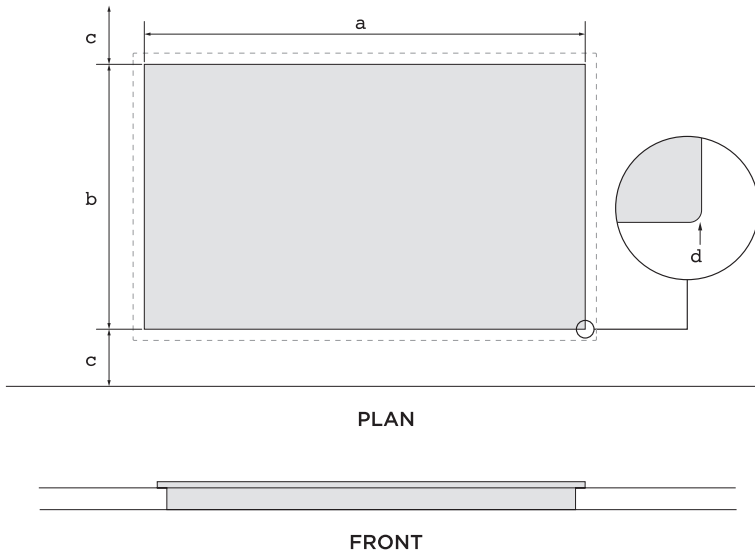
*The product images shown are for illustration purposes and may not be an exact representation of the product.

** 3rd year awarded after product registration on elica.com. Register must be done within 3 months from purchase. For USA & Canada Only.

VOLTA

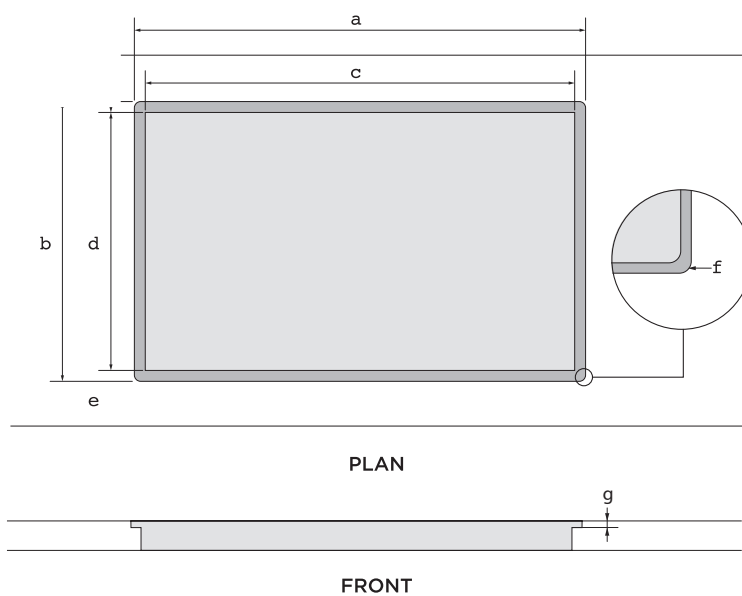
CUT OUT DIMENSIONS

SELF RIMMING INSTALLATION



Model			
	EIV424BL	EIV430BL	EIV536BL
a	23 ¹ / ₈ " (58.7 cm)	28 ⁷ / ₈ " (73.34 cm)	34 ⁹ / ₁₆ " (87.79 cm)
b	19 1/2" (49.5 cm)	20 1/2" (52.07 cm)	
c	1 ⁵ / ₁₆ " (5 cm) minimum		

FLUSH MOUNTED INSTALLATION



	Model	Model	Model
	EIV424BL	EIV430BL	EIV536BL
a	24 ¹ / ₄ " (61.6 cm)	30 ⁷ / ₈ " (77.35 cm)	36 ¹ / ₈ " (91.8 cm)
b	20 1 ³ / ₁₆ " (53 cm)	22 ¹ / ₈ " (56.76 cm)	
c	23 ¹ / ₈ " (58.7 cm)	28 ⁷ / ₈ " (73.34 cm)	34 ⁹ / ₁₆ " (87.79 cm)
d	19 1/2" (49.5 cm)	20 1/2" (52.07 cm)	
e	1 ⁵ / ₁₆ " (5 cm) minimum		
f	4 x Ø 7		
g	1/4" (0.65 cm)		