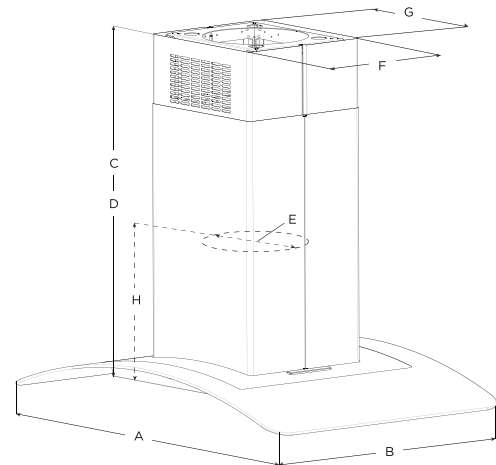




ELICA'S EXCLUSIVE PLUS FEATURES

Designed to be suspended above a kitchen island, Cingoli takes flight with graceful 36" or 42" arched glass wings, which allow natural light to illuminate the surface below. The expansive glass wings are complemented by reflective stainless steel. The beauty of Cingoli is combined with features such as a powerful 600 CFM blower, dishwasher-safe stainless steel microhole filter and glass touch controls that deliver convenience and safety.

Designed for standard ducted installation, Cingoli can also be installed as a recirculating system using the Recirculating Kit, available as an accessory.



MOUNTING
HEIGHT
RANGE

	ECN636S3	ECN642S3
A	36" (91.44 cm)	42" (106 cm)
B	25 1/4" (64 cm)	
C*	Max: 49 13/32" (125.3 cm) Min: 29 13/32" (74.5 cm)	
D**	Max: 44 1/3" (112.4 cm) Min: 29 13/32" (74.5 cm)	
E	6" (15.24 cm)	
F	12" (30.5 cm)	
G	13" (33.2 cm)	
H	15 19/32" (39.6 cm)	


* Ductless (Recirculating) version


** Ducted version


SPECIFICATIONS


Width:	36" UNIT	42" UNIT
Model:	ECN636S3	ECN642S3
Dimensions:	36"W x 25 1/4"D x min 29 13/32" max 49 13/32"H	42"W x 25 1/4"D x min 29 13/32" max 49 13/32"H
Blower Type(internal):**	600 CFM (3-speed + boost)	
Noise (sones):**	6.8 sones	
Finish:	Stainless Steel with Black Glass	
Controls:	Capacitive Touch (Glass)	
Illumination:	2 Premium Dimmable LED lights, 2.1 W, 4000 K	
Grease Filter:	Dishwasher-Safe, Stainless Steel Microhole Filter	
Duct Transition:	Ducted or Recirculating (Kit sold separately)	
Installation Type:	Round 6" Top Discharge	
Telescopic Chimney:	Can reach ceiling heights of min 7'6", max 9'8" (ducted out) & min 7'6", max 10'1" (recirculating).	
Electrical:	120V - 60 Hz, 394 W	
KITS:		
Recirculating Kit:	KIT02665 (Contains 6"/8" Deflector and 2 round Carbon Filters)	
Long Chimney Extension Kit:	KIT0100317 (Can reach 8'9" - 12'7" (ducted), 9'2" - 12'9" (recirculating))	
Charcoal replacement Kit:	KIT02667 (Contains 1 filter)	
WARRANTY:***	Two (2) Years Parts & In-Home Labor. Earn an additional One (1) Year of Parts & In-Home Labor by registering on elica.com.	


PLUS FEATURES


- 

LED LIGHT - LED lighting is undoubtedly the smartest solution in terms of energy saving. Expected life is over 20,000 hours, and should last the full life of the hood.
- 

ELECTRONIC TOUCH CONTROLS - Enjoy the modern design and convenience of multi-function electronic touch controls, which are discreetly hidden behind sleek black glass, and will illuminate a soft blue when activated.
- 

HUSH SYSTEM - An exclusive sound deadening technology that effectively reduces sound levels up to 35%, compared to typical range hoods.
- 

DIM-LIGHT - The Dimmer allows you to adjust the brightness of the light as you wish. With Elica, lighting is customized in a discreet, personal and practical way, in order to contribute in creating the perfect kitchen atmosphere.
- 

TOP PERFORMANCE - Excellent performance for models equipped with this plus. High fume capturing capacity with an average aspiration range of 600 CFM's. with low noise levels, 1.2 - 1.7 sones at working speed.
- 

CFM REDUCTION - CFM Reduction System (CRS), is an exclusive feature to Elica hoods, which enables the user to reduce the maximum blower CFM, to meet local code requirements.



Certified Ratings	High Speed	Working Speed	Duct Size
CFM	350	150	6" (Vertical)
Sones	10	2	6" (Vertical)

* The product images shown are for illustration purposes only and may not be an exact representation of the product.

** Blower performance indicates the performance of the blower by itself. Performance claims are not AHAM certified but were established in accordance with HVI Standardized test procedure. For Certified Ratings, please refer to AHAM Certified Product Directory. Electric Ratings are declared according to UL.

*** For valid warranty extension, register within 3 months from purchase. For USA & Canada Users Only.