


Unique™ 4" Round Baffle for Koto™ Module

One Piece die-cast trims with Twist-&-Lock system for easy installation



Features

- Convenient Twist-&-Lock design for ease of installation.
- Diecast construction for lasting quality.
- 5" O.D. - 3 7/8" I.D. - 1 3/4" H
- 35° tilt (for EL485ICA), 25° tilt (for EL490 Series).

Specifications

Damp Location UL Listed

Options



All White



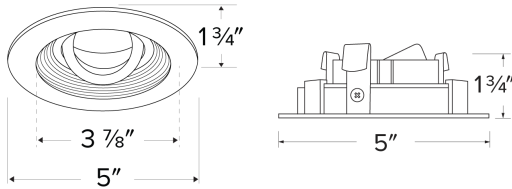
All Bronze

Technical Details

Construction: Diecast aluminum with a powder coated finish.

Installation: Twist-lock design allows for easy mounting onto the Koto™ LED Module. Clips securely mount trim into the housing and keeps ring flush with ceiling.

Lamp: Koto™ LED Module.



Dimensions:

Product Number

Item	Finish
ELK4713BZ	All Bronze

Product Number Builder Example: ELK4713W

Unique™ 4" Round Baffle	Finish
ELK4713	_____
	W All White BZ All Bronze

Compatible Products



For use with 4" Koto™ Twist-&-Lock Trims

Koto™ LED Module



Koto™ LED Module
ELK07, ELK09, & ELK11

PRODUCT NUMBER BUILDER					
Koto™ LED Module	Lumens	Color Temperature	Beam Angle		
ELK					
07	750 lm	27 2700K	(blank) 38° lens (Standard)		
09	950 lm	30 3000K	-S 18° lens		
11	1150 lm	35 3500K	-N 25° lens		
		40 4000K	-W 60° lens		
		SD Sunset Dimming (For ELK09 & ELK11)	-FC 18° - 50° Adjustable (ELK07 Only)		

ACCESSORIES



Lens

- EP731C* 18° Lens
 - EP732C* 25° Lens
 - EP733C* 38° Lens
 - EP734C* 60° Lens
- *EP732C, EP733C, EP734C
Included with standard module



Snoot

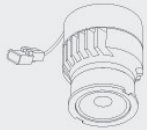
- L50W White
- L50B Black



Secondary Optics

- L45 Hex Louver
- L46 Linear Lens
- L47 Spread Louver
- L49 Frosted Lens
- L51 Color Shifter

*Standard module includes 38° installed with 25° & 60° field changeable lenses.

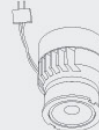


Koto™ LED Module with 5-CCT Switch



Product Number

- ELK08CT5 825 lm, 5-CCT, 120V
- ELK10CT5 1000 lm, 5-CCT, 120V



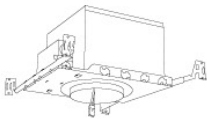
12V AC Retrofit Koto™ LED Module

For retrofitting 4" Bi-Pin 12V AC GU5.3 Housings

Product Number

- ELK0827-12 800 lm, 2700K, 12V AC
- ELK0830-12 800 lm, 3000K, 12V AC
- ELK08SD-12 800 lm, Sunset, 12V AC

4" Koto™ Dedicated LED ICA Housings



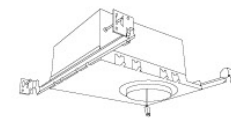
4" ICA Maximum Adjustability Housing
New Construction

CAT NO.	SPECIFICATIONS
EL485ICA	Maximum Adjustability



4" ICA Housing
New Construction

CAT NO.	SPECIFICATIONS
EL490ICA	14W, 120/277V
EL490ICA-EM5	Emergency Battery Back-up (90 minutes)



4" R-60 Spray Foam Insulation Housing
New Construction

CAT NO.	SPECIFICATIONS
EL490AJICA	Maximum Adjustability, For use in R60 or Chicago plenum applications



4" ICA Housing
Remodel

CAT NO.	SPECIFICATIONS
EL490RICA	14W, 120V



2-Hour Fire Rated 4" ICA Housing
New Construction

CAT NO.	SPECIFICATIONS
EL48FICA	7 1/2" Height, Sound Rated

Compatible Products

For use with 4" Koto™ Twist-&-Lock Trims

Koto™ Architectural LED Light Engine



Koto™ LED Light Engine
ELK19 - ELK21

PRODUCT NUMBER BUILDER				
Koto™ LED Light Engine	Lumens	Color Temperature	Beam Angle	
ELK				
19	750 - 850 lm	27D 2700K	(blank)	38° lens (Standard)
21	1100 - 1500 lm	30D 3000K	-S	18° lens
		35D 3500K	-N	25° lens
		40D 4000K	-W	60° lens
		SD Sunset Dimming (ELK19 Only)	-FC	18° - 50° Adjustable (ELK21 Only)

**Standard module includes 38° installed with 25° & 60° field changeable lenses.*

ACCESSORIES



Lens

- EP731C** 18° Lens
- EP732C** 25° Lens
- EP733C** 38° Lens
- EP734C** 60° Lens
- *EP732C, EP733C, EP734C included with standard module



Snoot

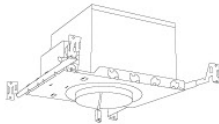
- L50W** White
- L50B** Black



Secondary Optics

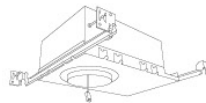
- L45** Hex Louver
- L46** Linear Lens
- L47** Spread Louver
- L49** Frosted Lens
- L51** Color Shifter

4" Koto™ Architectural Recessed Housings



4" Maximum Adjustability ICA Housing
Use with ELK21 Series Module
Not for use with ELK19 Series Module
New Construction

CAT NO.	SPECIFICATIONS
E4LK47ICA	1350 lm, 15.7W, 120V, Triac/ELV
E4LK48ICAD	1350 lm, 15.7W, 120/277V, 0-10V/Triac/ELV
E4LK78ICA	1500 lm, 18.9W, 120V, Triac/ELV
E4LK79ICAD	1500 lm, 18.9W, 120/277V, 0-10V/Triac/ELV



4" Shallow Maximum Adjustability ICA Housing
1000 lm (14.7W) w/ELK19 Series Module
1200 lm (14.7W) w/ELK21 Series Module
New Construction

CAT NO.	SPECIFICATIONS
E4LK98ICA	120V, Triac/ELV
E4LK99ICAD	120/277V, 0-10V/Triac/ELV



4" Standard ICA Housing
800 lm (11.8W) w/ELK19 Series Module
1000 lm (11.8W) w/ELK21 Series Module
New Construction

CAT NO.	SPECIFICATIONS
E4LK87ICA	120V, Triac/ELV
E4LK87ICA-EM1	Emergency Battery Back-Up
E4LK88ICAD	120/277V, 0-10V/Triac/ELV
E4LK88ICAD-EM1	Emergency Battery Back-Up



4" Standard ICA Housing
800 lm (11.8W) w/ELK19 Series Module
1000 lm (11.8W) w/ELK21 Series Module
Remodel

CAT NO.	SPECIFICATIONS
E4LK87ICA	120V, Triac/ELV
E4LK88ICAD	120/277V, 0-10V/Triac/ELV



2-Hour Fire Rated 4" ICA Housing
750 lm (11.8W) w/ELK19 Series Module
950 lm (11.8W) w/ELK21 Series Module
New Construction

CAT NO.	SPECIFICATIONS
ELK93FICA	120V, Triac/ELV
ELK94FICAD	120/277V, 0-10V/Triac/ELV