

# Pex™ 2" Square Deep Reflector

Pex™ precision die-cast trims with twist-on system for easy Koto™ Module installation



## Features

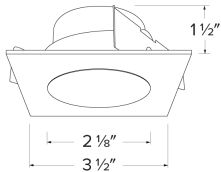
- 2" Square Deep Reflector.
- Convenient twist-on design for easy installation.
- Lamp: Koto™ LED Module.
- Wet location rated.

## Technical Details

**Construction:** Diecast aluminum with a powder coated finish.

**Installation:** Twist-on design allows for easy mounting onto the Koto™ LED Module.

**Lamp:** Koto™ LED Module only.



**Dimensions:**

## Options



All White

Black/White Ring

All Black

## Product Number

Item	Finish
ELK2518B	Black/White Ring

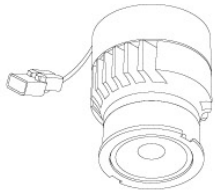
## Product Number Builder Example: ELK2518W

Pex™ 2" Square Deep Reflector	Finish
<b>ELK2518</b>	
<b>W</b> All White <b>B</b> Black/White Ring <b>BB</b> All Black	

# Compatible Products

For use with 2" Koto™ Twist-On Trims

## Koto™ LED Module



**Koto™ LED Module**  
ELK07, ELK09, & ELK11

PRODUCT NUMBER BUILDER					
Koto™ LED Module	Lumens	Color Temperature	Beam Angle		
ELK					
07	750 lm	27 2700K	(blank) 38° lens (Standard)		
09	950 lm	30 3000K	-S 18° lens		
11	1150 lm	35 3500K	-N 25° lens		
		40 4000K	-W 60° lens		
		SD Sunset Dimming (For ELK09 & ELK11)	-FC 18° - 50° Adjustable (ELK07 Only)		

### ACCESSORIES



#### Lens

- EP731C** 18° Lens
  - EP732C** 25° Lens
  - EP733C** 38° Lens
  - EP734C** 60° Lens
- \*EP732C, EP733C, EP734C  
Included with standard module



#### Snoot

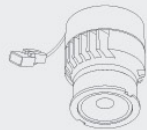
- L50W** White
- L50B** Black



#### Secondary Optics

- L45** Hex Louver
- L46** Linear Lens
- L47** Spread Louver
- L49** Frosted Lens
- L51** Color Shifter

\*Standard module includes 38° installed with 25° & 60° field changeable lenses.

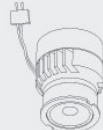


**Koto™ LED Module with 5-CCT Switch**



#### Product Number

- ELK08CT5** 825 lm, 5-CCT, 120V
- ELK10CT5** 1000 lm, 5-CCT, 120V



**12V AC Retrofit Koto™ LED Module**

For retrofitting 4" Bi-Pin 12V AC GU5.3 Housings

#### Product Number

- ELK0827-12** 800 lm, 2700K, 12V AC
- ELK0830-12** 800 lm, 3000K, 12V AC
- ELK08SD-12** 800 lm, Sunset, 12V AC

## 2" Koto™ Dedicated LED ICA Housings



**2" ICA Maximum Adjustability Housing**  
**New Construction**

CAT NO.	SPECIFICATIONS
EL276ICA	Maximum Adjustability

# Compatible Products



For use with 2" Koto™ Twist-On Trims

## Koto™ Architectural LED Light Engine



**Koto™ LED Light Engine**  
ELK19 - ELK21

PRODUCT NUMBER BUILDER			
Koto™ LED Light Engine	Lumens	Color Temperature	Beam Angle
ELK			
19	750 - 850 lm	27D 2700K	(blank) 38° lens (Standard)
21	1100 - 1500 lm	30D 3000K	-S 18° lens
		35D 3500K	-N 25° lens
		40D 4000K	-W 60° lens
		SD Sunset Dimming (ELK19 Only)	-FC 18° - 50° Adjustable (ELK21 Only)

*\*Standard module includes 38° installed with 25° & 60° field changeable lenses.*

### ACCESSORIES



#### Lens

- EP731C** 18° Lens
  - EP732C** 25° Lens
  - EP733C** 38° Lens
  - EP734C** 60° Lens
- \*EP732C, EP733C, EP734C  
Included with standard module



#### Snoot

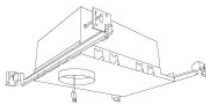
- L50W** White
- L50B** Black



#### Secondary Optics

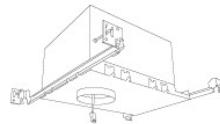
- L45** Hex Louver
- L46** Linear Lens
- L47** Spread Louver
- L49** Frosted Lens
- L51** Color Shifter

## 2" Koto™ Architectural Recessed Housings



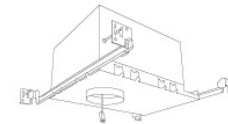
2" Shallow Maximum Adjustability ICA Housing  
1000 lm (14.7W) w/ELK19 Series Module  
1200 lm (14.7W) w/ELK21 Series Module  
**Shallow New Construction**

CAT NO.	SPECIFICATIONS
E2LK34ICA	120V - Triac/ELV
E2LK35ICAD	120/277V - 0-10V/Triac/ELV



2" Maximum Adjustability ICA Housing  
1350 lm (15.7W) w/ELK21 Series Module  
**Not for use with ELK19 Series Module**  
**New Construction**

CAT NO.	SPECIFICATIONS
E2LK41ICA	120V - Triac/ELV
E2LK42ICAD	120/27V - 0-10V/Triac/ELV



2" Maximum Adjustability ICA Housing  
1500 lm (18.9W) w/ELK21 Series Module  
**Not for use with ELK19 Series Module**  
**High Lumen New Construction**

CAT NO.	SPECIFICATIONS
E2LK94ICA	120V - Triac/ELV
E2LK95ICAD	120/27V - 0-10V/Triac/ELV