

6" Round LED Adjustable Pull-Down Insert (2nd Generation)

ELCO Lighting's G2 inserts are engineered with energy-efficient LED technology that produces even illumination with an incredible 90+ CRI. Designed to be used for New Construction, Remodel, and Retrofit applications, these inserts are rated for a life of 50,000 hours, and meet Title 24 high efficacy requirements. Suitable for IC and Non-IC housings manufactured by ELCO or others.



Features

- Fits ELCO 6" Dedicated LED Recessed Housings.
- Maximum adjustability of 80° tilt, 358° rotation.
- Includes 40° standard lens, and interchangeable 28° and 60° lens.
- Functions as downlight, wall wash or accent light.
- Great for lighting up artwork and spotlighting.
- Die-Cast construction provides lasting durability.
- For retrofitting on existing E26 Base housings use Medium Base Adapter (PSA30 - Not included).
- Title 24 JA8-2019 Compliant.
- Life Span of 50,000 hours L70.

Specifications

Wattage	11W
Lumens	950 lm
Voltage	120V
Color Temp.	2700K
Dimmable	Triac/ELV
Lamp Type	LED
CRI	90+
Damp Location	Listed

Options



White



Bronze

Technical Details

Optics: Frosted polycarbonate lens diffuses light evenly throughout while reducing glare with LED Array technology.

Construction: For use in IC and non-IC housings. Diecast construction for lasting quality and greater heat dissipation. High quality powder coat finish preventing rust and paint cracking.

Installation: Quick connect for use with ELCO housings EL770ICA, EL770RICA, EL76FICA. PSA30 (Medium Base Socket adapter, not included) allows for use with EL99ICA, EL99RICA, EL99FICA, EL99A, EL99RA. PSA31 (GU10 Socket Adapter, not included) allows for use with EL49ICA, EL49A, EL49RA. PSA35 (GU24 Socket Adapter, not included) allows for use with EL99ICA-G24, EL99RICA-G24. Can be used in IC and non-IC housings.

Electrical: Driver connects to 120V power supply. High Efficiency driver with a power factor > 0.9. Start time of less than .75 seconds.

LED Technology:

- Extremely accurate color rendering with 90+ CRI.
- Lumen Maintenance of 50,000 hours L70 Life based on LM80 standardized test results.
- Superior Thermal Management by utilizing integral heat sink.
- Instant On to Full Brightness.
- No LED pixelation.

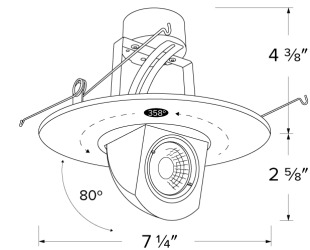
Dimmability: Works with 120V Triac and ELV type dimmers . Dims down to 10%. For full list of dimmers refer to the Dimmer Compatibility List.

Listings:

- UL listed for damp location.
- Title 24 JA8-2019 Compliant.

Warranty: ELCO Products are built to last with a 5-year Limited Warranty.

Dimensions



Product Number

Item	Lamp type	Lumens	CCT	Watts	Voltage	Dimming	Finish
EL69727W2	LED	950 lm	2700K	11W	120V	Triac/ELV	White

Product Number Builder

Example: **EL69727W2**

6" Round LED Adjustable Pull-Down Insert

EL697

Color Temp.

27 2700K
30 3000K

Finish

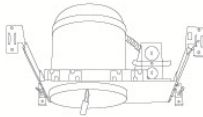
W2 White
BZ2 Broze

Product Custom Image

Compatible Products

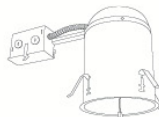
For use with 6" LED inserts

6" Dedicated LED ICA Housings



6" IC Housing
New Construction

CAT NO.	SPECIFICATIONS
EL770ICA	24W MAX.
EL770ICA-7	24W MAX. 277V



6" ICA Housing
Remodel

CAT NO.	SPECIFICATIONS
EL770RICA	24W MAX.



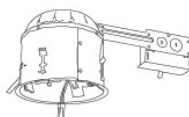
2-Hour Fire Rated 6" ICA Housing
New Construction

CAT NO.	SPECIFICATIONS
EL76FICA	22W - 7 3/4" Height
EL76FICA-7	22W - 277V



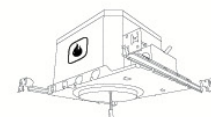
6" Shallow IC Housing
New Construction

CAT NO.	SPECIFICATIONS
EL760ICA	17W MAX.
EL760ICA-7	17W MAX. 277V



6" Shallow ICA Housing
Remodel

CAT NO.	SPECIFICATIONS
EL760RICA	17W MAX.



2-Hour Fire Rated
6" Shallow ICA Housing
New Construction

CAT NO.	SPECIFICATIONS
EL75FICAS	Shallow. 24W MAX. 6 3/16" Height.

6" Accessories



Emergency Battery Backup

CAT NO.	SPECIFICATIONS
KEM-LD5	8W, 120/277V



Fire Cover

CAT NO.	SPECIFICATIONS
FIRECVR	9 3/4" H x 17" O.D.



Fire Enclosure

CAT NO.	SPECIFICATIONS
FIREENCL	20 3/8" L x 14 3/8" W
FIREENCL-S	Shallow, 16" L x 14 3/8" W



Mica Fire Tape

CAT NO.	SPECIFICATIONS
FIRETAPE	3/4" W x 16' L