

# 4" 0-10V LED Inserts

The Ply System 0-10V dimmable LED Inserts are engineered with energy-efficient LED technology and with a 120/277V 0-10V dimmable driver for a budget friendly 0-10V solution. Designed to be used for New Construction, Remodel with ELCO Ply System Housings or as a retrofit with existing housings.



## Features

- 0-10V Dimmable
- 120/277V Driver
- Soft white lens provides smooth lumen distribution and eliminates LED pixelation
- Deep set LED trim reduces glare while providing even illumination
- 93+ CRI for extremely accurate color rendering
- ETL listed
- Energy Star Certified
- Title 24 JA8-2019 Compliant
- Life span of 50,000 hours L70

## Specifications

<b>Wattage</b>	12W
<b>Lumens</b>	900 lm
<b>Voltage</b>	120/277V
<b>Color Temp.</b>	4000K
<b>Dimmable</b>	0-10V
<b>CRI</b>	93+
<b>Wet Location</b>	Listed

## Options



All White



Haze with White Ring



Chrome with White Ring

## Technical Details

**Optics:** Frosted polycarbonate lens diffuses light evenly throughout while reducing glare with LED Array technology.

**Construction:** For use in IC and non-IC housings. Spun Aluminum for greater heat dissipation. High quality powder coat finish preventing rust and paint cracking.

**Installation:** Quick connect for use with ELCO 4" 0-10V Dedicated LED Housings ELJ444ICDXA, ELJ444ICDXA-B, ELJ444ICDXA-EM5, EL49FICDXA, EL49FICDXA-B, EL490ICDXA, EL490ICDXA-B, EL490ICDXA-EM5, EL490RICDXA, EL492ICDXA, EL492ICDXA-B and EL492RICDXA.

**Electrical:** Driver connects to 120/277V power supply. High Efficiency driver with a power factor > 0.9. Start time of less than .75 seconds.

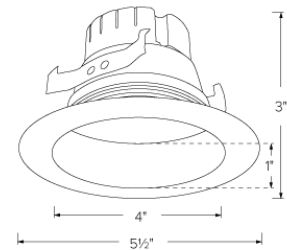
**LED Technology:** Extremely accurate color rendering with 93+ CRI. Lumen Maintenance of 50,000 hours L70 Life based on LM80 standardized test results. Superior Thermal Management by utilizing integral heat sink. Instant On to Full Brightness. No LED pixelation.

**Dimmability:** Works with 0-10V dimmers . Dims down to 10%. For full list of dimmers refer to the Dimmer Compatibility List. Industry leading dimming. Dims smoothly with no hot spots or flickering.

**Listings:** UL Listed for Wet Location. RoHS Compliant. ENERGY STAR® Certified. Title 24 JA8-2019 Compliant.

**Warranty:** ELCO Products are built to last with a 5-year Limited Warranty.

## Dimensions



## Product Number

Item	Lumens	CCT	Watts	Voltage	Dimming	Finish
EL49540DCW	900 lm	4000K	12W	120/277V	0-10V	Chrome with White Ring

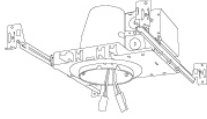
## Product Number Builder Example: EL49530DHW

ELCO 4" LED Inserts	Color Temp.	Finish
EL495	30 3000K 35 3500K 40 4000K	DW All White DHW Haze with White Ring DCW Chrome with White Ring

# Compatible Products

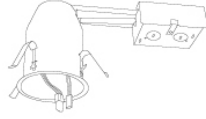
For use with **4" 0-10V LED Inserts**

## 4" 0-10V Dedicated LED Housings



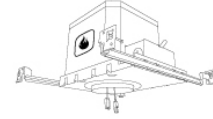
4" 0-10V Dedicated LED Housing  
**New Construction**

CAT NO.	SPECIFICATIONS
EL490ICDXA	14W, 120/277V
EL490ICDXA-EM5	Emergency Back-Up



4" 0-10V Dedicated LED Housing  
**Remodel**

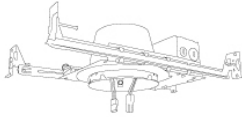
CAT NO.	SPECIFICATIONS
EL490RICDXA	14W, 120/277V



2-Hour Fire Rated  
4" 0-10V Dedicated LED Housing  
**New Construction**

CAT NO.	SPECIFICATIONS
EL49FICDXA	7 3/4" Height - 14W, 120/277V

## 4" 0-10V Shallow Dedicated LED Housings



4" 0-10V Dedicated LED Housing  
**Shallow New Construction**

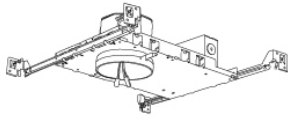
CAT NO.	SPECIFICATIONS
EL492ICDXA	14W, 120/277V



4" 0-10V Dedicated LED Housing  
**Shallow Remodel**

CAT NO.	SPECIFICATIONS
EL492RICDXA	14W, 120/277V

## 4" 0-10V ALO™ Box on New Construction Frame



4" 0-10V ALO™ Box on  
**New Construction Frame**

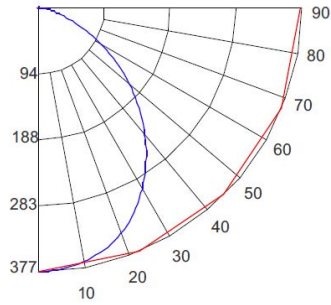
CAT NO.	SPECIFICATIONS
ELJ444ICDXA	120/277V
ELJ444ICDXA-EM	Emergency Back-Up

# 4" 0-10V LED Insert

Multiplier: 3500K (x 1.04), 4000K (x 1.08)

## PHOTOMETRIC REPORT

Product #: EL49530D  
 Wattage/Lumens: 12W/ 832 lm  
 Luminaire LPW: 69 Lm/W



## CANDLE POWER SUMMARY

Degrees Vertical	0°
0	377
5	375
15	359
25	323
35	268
45	202
55	133
65	68
75	22
85	3
90	0

## ILLUMINANCE AT A DISTANCE

Distance to Target Plane	Footcandles Beam Center	Beam Diameter
4'	23.5	8.7'
6'	10.5	13.0'
8'	5.88	17.3'
10'	3.77	21.7'

## ZONAL LUMEN SUMMARY

Zone	Lumens	% Luminaire
0-30°	285.63	34.30
0-40°	453.59	54.50
0-60°	730.73	87.80
0-90°	831.45	99.90