

3" Square LED Baffle Insert

ELCO Lighting's inserts are engineered with energy-efficient LED technology that produces even illumination with an incredible 93+ CRI. Designed to be used for New Construction, Remodel, and Retrofit applications, these inserts are rated for a life of 50,000 hours, and meet the Title 24 and Energy Star requirements. Suitable for IC and Non-IC housings manufactured by ELCO or others.



Features

- Fits ELCO 3" Dedicated LED Recessed Housings for New Construction and Remodel.
- Soft white lens provides smooth lumen distribution and eliminates LED pixelation.
- Deep set LED trim reduces glare while providing area illumination.
- Diecast construction provides lasting durability.
- Energy Star Certified
- Title 24 JA8-2019 Compliant
- Life Span of 50,000 hours L70.

Specifications

Wattage	9W
Lumens	620 lm
Voltage	120V
Color Temp.	2700K
Dimmable	Triac/ELV
Lamp Type	LED
Beam Angle	90°
CRI	93+
Wet Location	Listed

Options



White



Bronze

Technical Details

Optics: Frosted polycarbonate lens diffuses light evenly throughout while reducing glare with LED Array technology.

Construction: For use in IC and non-IC housings. Diecast construction for lasting quality and greater heat dissipation. High quality powder coat finish preventing rust and paint cracking.

Installation: Quick connect for use with ELCO housings EL390ICA, EL390RICA, EL39FICA.

Electrical: Driver connects to 120V power supply. High Efficiency driver with a power factor > 0.9.

LED Technology:

- Extremely accurate color rendering with 93+ CRI.
- Lumen Maintenance of 50,000 hours L70 life based on LM80 standardized test results.
- Superior Thermal Management by utilizing integral heat sink.
- Instant On to Full Brightness.
- No LED pixelation.

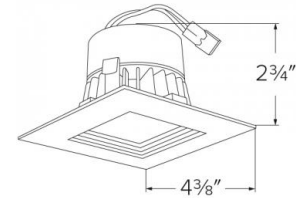
Dimmability: Works with 120V Triac and ELV type dimmers. Dims down to 10%. For full list of dimmers refer to the Dimmer Compatibility List.

Listings:

- UL Listed for Wet Location
- RoHS Compliant
- ENERGY STAR® Certified
- Title 24 JA8-2019 Compliant

Warranty: ELCO Products are built to last with a 5-year Limited Warranty.

Dimensions



Product Number

Item	Lamp type	Lumens	CCT	Watts	Voltage	Dimming	Beam Angle	Finish
EL33127W	LED	620 lm	2700K	9W	120V	Triac/ELV	90°	White

Product Number Builder

Example: **EL33127W**

ELCO 3" Square Insert

EL331

Color Temp.

Finish

27 2700K (White Only)

30 3000K

CT3 2700K, 3000K, 3500K

W White

BZ Bronze (3000K Only)

Compatible Products

For use with 3" LED inserts

3" Dedicated LED ICA Housings



3" ICA Maximum Adjustability Housing
New Construction

CAT NO.	SPECIFICATIONS
EL386ICA	Maximum Adjustability



3" ICA Housing
New Construction

CAT NO.	SPECIFICATIONS
EL390ICA	
EL390ICA-7	277V
EL390ICA-EM5	Emergency Battery Back-up (90 minutes)



3" ICA Housing
Remodel

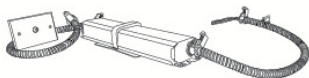
CAT NO.	SPECIFICATIONS
EL390RICA	



2-Hour Fire Rated 3" ICA Housing
New Construction

CAT NO.	SPECIFICATIONS
EL39FICA	7 1/2" Height - Sound Rated
EL39FICA-7	277V

3" Accessories



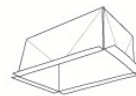
Emergency Battery Backup

CAT NO.	SPECIFICATIONS
KEM-LD5	8W, 120/277V



Fire Cover

CAT NO.	SPECIFICATIONS
FIRECVR	9 3/4" H x 17" O.D.



Fire Enclosure

CAT NO.	SPECIFICATIONS
FIREENCL	20 3/8" L x 14 3/8" W
FIREENCL-S	Shallow, 16" L x 14 3/8" W



Mica Fire Tape

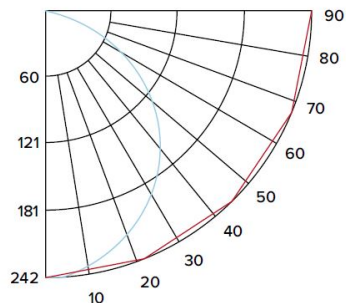
CAT NO.	SPECIFICATIONS
FIRETAPE	3/4" W x 16' L

LED Baffle Insert

Multiplier: 2700K (x 0.96)

PHOTOMETRIC REPORT

Product #: EL33130
 Wattage/Lumens: 8.8W/ 467 Lm
 Luminaire LPW: 53 Lm/W



CANDLE POWER SUMMARY

Degrees Vertical	0°
0	241
5	239
15	226
25	200
35	159
45	109
55	62
65	28
75	9
85	0.54
90	0

ILLUMINANCE AT A DISTANCE

Distance to Target Plane	Footcandles Beam Center	Beam Diameter
4'	15.1	7.4'
6'	6.69	11.1'
8'	3.76	14.7'
10'	2.41	18.4'

ZONAL LUMEN SUMMARY

Zone	Lumens	% Luminaire
0-30°	179.35	38.40
0-40°	281.26	60.20
0-60°	427.17	91.50
0-90°	466.93	100.00