


4" Square Architectural Frame with Driver



Features

- Optional 90 minutes, 120/277 VAC, 60Hz Emergency Backup.
- Listed for direct contact with insulation for 850 & 1250 lumen packages.
- LED Light Engine and Hanger bars sold separately (see Compatible Products).
- 2 at the end of the item number denotes Generation 2. Please note Gen 2 and Gen 1 are not cross compatible.

Specifications

Lumens	1250 lm
Voltage	120/277V
Dimmable	0-10V/Triac/ELV
CRI	93+
Wet Location	Listed

Options



**Optional
Emergency Backup**

Technical Details

Construction:

Constructed from 16 gauge galvanized steel for large architectural applications. Housing adjusts in frame to accommodate up to 2" ceiling thickness.

Installation: Frame equipped with vertically adjustable butterfly brackets that accept 1/2" conduit or C-Channels (CH26) or linear bar hangers (FB27). Light engine installed into frame.

Junction Box: Positioned to accommodate straight conduit runs. Seven 1/2" trade size conduit knockouts and four pry-out knockout slots for easy romex installation.

Hanger Bars: Hanger bars ordered separately as FB27: Set of two 27" hanger bars for wood construction or CH26: Set of two 26" C-Channel hanger bars for T-Bar Ceiling or use 1/2" EMT pipe.

Electrical:

- Driver is rated for 120V and 277V input (120/277V).
- High Efficiency driver with a power factor > 0.9.
- Can be specified with Lutron drivers for specific applications.

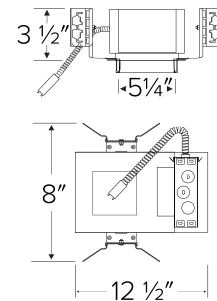
Dimmability:

- 3 in 1 dimming: Triac, ELV and 0-10V dimming in one driver.
- 0-10V dimming down to 5% with compatible dimmer.
- Flicker-Free Dimming.
- Can be specified with Lutron drivers for 0.1% and 1% dimming.
- For full list of dimmers refer to the Dimmer Compatibility List.

Listings: cULus Listed for Damp Location. cULus Listed for Wet Location with select trims. cULus Listed for Direct Contact with Insulation and Combustible Material for units up to 2000 lm. cULus Listed for Feed Through.

Warranty: ELCO Products are built to last. 5-year Limited warranty.

Dimensions



Product Number

Item	Lumens	Voltage	Dimming
E4SQLHU12D2	1250 lm	120/277V	0-10V/Triac/ELV

Product Number Builder Example: E4SQLHU08D2

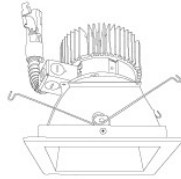
ELCO Laurel 4" Square Architectural Frame	Lumens	Dimming	Generation
E4SQLHU	<input type="text"/>	<input type="text"/>	<input type="text"/>
	08 850 lm 12 1250 lm	D 0-10/Triac/ELV	Gen 1 2 Gen 2

16 1600 lm
20 2000 lm
30 3000 lm
40 4000 lm

Compatible Products

For use with 4" Laurel™ Square LED Frames

4" Laurel™ Commercial Square LED Light Engines



E440L
Square Reflector Trim

PRODUCT NUMBER BUILDER

Laurel™ Trim	Lumen	Color Temperature	Finish	Generation
<input type="text" value="E440L"/> Reflector	<input type="text" value="08"/> 850 lm	<input type="text" value="27"/> 2700K	<input type="text" value="W"/> All White	<input type="text" value="(blank)"/> Gen 1
	<input type="text" value="12"/> 1250 lm	<input type="text" value="30"/> 3000K	<input type="text" value="H"/> Haze w/ White Ring	<input type="text" value="2"/> Gen 2
	<input type="text" value="16"/> 1600 lm	<input type="text" value="35"/> 3500K		
	<input type="text" value="20"/> 2000lm	<input type="text" value="40"/> 4000K		
	<input type="text" value="30"/> 3000lm	<input type="text" value="50"/> 5000K		
	<input type="text" value="40"/> 4000lm	<input type="text" value="SD"/> Sunset Dimming		