

# 4" Koto™ Architectural Shallow Maximum Adjustability IC Airtight Housing



Koto™ Architectural Housing: 120/277V (0-10V/Triac/ELV) or 120V (Triac/ELV) with optional Emergency Battery Backup. Must be used with Koto™ Architectural LED Light Engines (ELK19 or ELK21 Series). Lumen output based on module.

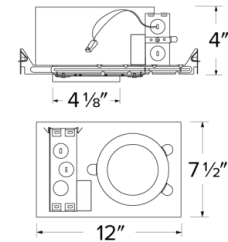
## Features

- IC Airtight for direct contact with insulation.
- Easy-to-Remove driver.
- Optional 90 minutes, 120/277 VAC, 60Hz, Emergency Backup.
- Flicker-Free Dimming.
- USA designed and assembled.
- Limited 5 year warranty.
- For use with ELCO Koto™ Architectural LED Light Engines (ELK19 or ELK21 Series).

## Specifications

<b>Wattage</b>	14.7W
<b>Lumens</b>	850 (ELK19) - 1100 (ELK21) lm
<b>Voltage</b>	120/277V
<b>Dimmable</b>	0-10V/Triac/ELV
<b>Lamp Type</b>	LED
<b>Power Factor</b>	≥0.95
<b>Damp Location</b>	Listed

## Dimensions



## Technical Details

**Construction:** Double Wall IC Rated for direct contact with insulation. For use in IC and Non-IC conditions. Up to 1100 lumens. Housing adjusts in frame to accommodate up to 1 1/2" ceiling thickness. Airtight housing with gasket to restrict airflow in accordance with ASTM E-283 air-tight requirements.

**Installation:** Designed for ceiling plenums where 2x6 joists or taller are used. High strength hanger bars can easily be nailed to joists. Suitable for T-grid and drop ceiling applications. See installation sheet for detailed information. Emergency Battery Back-up Option requires access from above. For use with ELCO Koto™ Architectural LED Light Engines (ELK19 or ELK21 Series)

**Junction Box:** Positioned to accommodate straight conduit runs. Two 3/4" knockouts, Seven 1/2" trade size conduit knockouts, One 3/8" knockout. Four Pry-out knockout slots for easy romex installation.

**Hanger Bars:** Pre Installed hanger bars with True Nail easy installation in regular lumber, engineered lumber, and Laminated Beams. Integral T-bar slots for easy installation in T-Bars. Spans up 24" and can be repositioned 90°. Score lines allow for tool-free hanger bar size reduction. Integral leveling flange allows for single-person installation while easily aligning the housings with the joists.

**Electrical:** Driver is rated for 120V and 277V input (120/277V). High Efficiency driver with a power factor > 0.95.

**Emergency Battery Pack:** Optional 90 minute battery pack available with test indicator switch. Note that double wall housings require Access From Above Ceiling for Battery Maintenance.

**Dimmability:** 3-in-1 dimming: Triac, ELV and 0-10V dimming in one driver. 0-10V dimming down to 5% with a compatible dimmer. Can be specified with Lutron drivers for 0.1% and 1% dimming. For a full list of dimmers refer to the Dimmer Compatibility List.

**Listings:** UL Listed for Damp Location and for Wet Location with select trims. UL Listed for Direct Contact with Insulation and Combustible Material. UL Listed for Feed Through.

## Product Number

Item	Description	Lamp type	Lumens	Watts	Voltage	Dimming
E4LK991CAD	Shallow Maximum Adjustability Housing	LED	850 (ELK19) - 1100 (ELK21) lm	14.7W	120/277V	0-10V/Triac/ELV

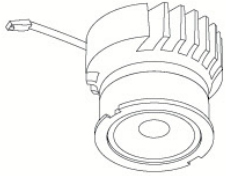
## Product Custom Image

# Compatible Products



For use with Dedicated 4" Architectural ICA LED Housings

## Koto™ Architectural LED Light Engine



**Koto™ LED Light Engine**  
ELK21

PRODUCT NUMBER BUILDER			
Koto™ LED Light Engine	Lumens	Color Temperature	Beam Angle
ELK			
21	1100-1500lm	27D 2700K 30D 3000K 35D 3500K 40D 4000K	(blank) 38° lens (Standard) -S 18° lens -N 25° lens -W 60° lens

ACCESSORIES	
<b>Lens</b>	<b>Reflectors</b>
EP731C 18° Lens	EP735C 15°
EP732C 25° Lens	EP736C 25°
EP733C 38° Lens	EP737C 38°
EP734C 60° Lens	EP738C 60°
<small>*EP732C, EP733C, EP734C Included</small>	
<b>Secondary Optics</b>	
L45 Hex Louver	
L46 Linear Louver	
L47 Spread Louver	

**Reflector**  
ELK4118  
Finishes:  
(W, BB, BZ, B, C, H)

**Adjustable Gimbal**  
ELK4129  
Finishes:  
(W, BB, BZ, B, C, H)

**Adjustable Pinhole**  
ELK4127  
Finishes:  
(B, BB, BZ)

**Adjustable Baffle**  
ELK4193  
Finishes:  
(W, BB, B)

**Slot Aperture**  
ELK4130  
Finishes:  
(W)

**Rotatable Aperture**  
ELK4120  
Finishes:  
(W)

**Adj. Wall Wash**  
ELK4122  
Finishes:  
(W)

**Reflector**  
ELK4218  
Finishes:  
(W, BB, BZ, B, C, H)

**Adjustable Gimbal**  
ELK4229  
Finishes:  
(W, BB, BZ, B, C, H)

**Adjustable Pinhole**  
ELK4227  
Finishes:  
(B, BB, BZ)

**Adjustable Phenolic Baffle**  
ELK4293  
Finishes:  
(W, BB, B)

**Adj. Slot Rotatable Aperture**  
ELK4220  
Finishes:  
(W)

**Adjustable Wall Wash**  
ELK4222  
Finishes:  
(W)

**Adjustable Reflector**  
ELK4282  
Finishes:  
(W)

**Adjustable Baffle**  
ELK4284  
Finishes:  
(W)

\*Finishes: **W** - All White, **BB** - All Black, **BZ** - All Bronze, **B** - Black Reflector w/White Ring, **C** - Chrome Reflector w/White Ring, **H** - Haze Reflector w/White Ring



# Compatible Products

For use with Dedicated 4" Architectural ICA LED Housings



## 4" Pex™ Adjustable Trimless

---



Smooth Reflector

ELK430  
Finishes:  
(W, B, BZ)



Baffle

ELK434  
Finishes:  
(W, B, BZ)



Must be used  
with Maximum  
Adjustability Housing

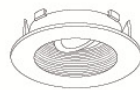
## 4" Flexa™ Twist-&-Lock Trims

---



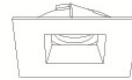
Round Reflector

ELK4721  
Finishes:  
(WW, BB, BZBZ, BW, CC, CW,  
HW, CN)



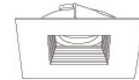
Round Baffle

ELK4723  
Finishes:  
(WW, BB, BZBZ, BW)



Square Reflector

ELK4741  
Finishes:  
(WW, BB, BZBZ, BW, HW)  
*\*Not for Remodel Housing*



Square Baffle

ELK4743  
Finishes:  
(WW, BB, BZBZ, BW)  
*\*Not for Remodel Housing*

\*Finishes: **W** - All White, **BB** - All Black, **BZ** - All Bronze, **B** - Black Reflector w/White Ring,  
**C** - Chrome Reflector w/White Ring, **H** - Haze Reflector w/White Ring