

# 4" New Construction Plaster Frame with Driver



## Features

- Optional 90 minutes, 120/277 VAC, 60Hz Emergency Backup.
- USA designed and assembled.
- LED Light Engine sold separately (see Compatible Products).
- 2 at the end of the item number denotes Generation 2. Please note Gen 2 and Gen 1 are not cross compatible.

## Specifications

<b>Lumens</b>	3000 lm
<b>Voltage</b>	120/277V
<b>Dimmable</b>	Triac/ELV/0-10V
<b>Power Factor</b>	≥0.9
<b>Damp Location</b>	Listed

## Options



**Optional EM Battery Back-up**

## Technical Details

### Construction:

Constructed from 16 gauge galvanized steel for commercial building applications.

### Installation:

High strength hanger bars can easily be nailed to joists. Suitable for T-grid and drop ceiling applications. See installation sheet for detailed information.

**Junction Box:** Positioned to accommodate straight conduit runs. Seven 1/2" trade size conduit knockouts and four pry-out knockout slots for easy romex installation.

**Hanger Bars:** Pre Installed hanger bars with True Nail easy installation in regular lumber, engineered lumber, and Laminated Beams. Integral T-bar slots for easy installation in T-Bars. Spans up 24" and can be repositioned 90°. Score lines allow for tool-free hanger bar size reduction. Integral leveling flange allows for single-person installation while easily aligning the housings with the joists.

### Electrical:

- Driver is rated for 120V and 277V input (120/277V).
- High Efficiency driver with a power factor > 0.9.
- Can be specified with Lutron drivers for specific applications.

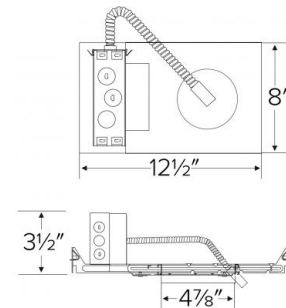
### Dimmability:

- 3 in 1 dimming: Triac, ELV and 0-10V dimming in one driver.
- 0-10V dimming down to 5% with a compatible dimmer.
- Flicker-Free Dimming.
- Can be specified with Lutron drivers for 0.1% and 1% dimming.
- For a full list of dimmers refer to the Dimmer Compatibility List.

**Listings:** cULus Listed for Damp Location. cULus Listed for Wet Location with select trims. cULus Listed for Direct Contact with Insulation and Combustible Material for units up to 1600 lm. cULus Listed for Feed Through.

**Warranty:** ELCO Products are built to last. 5-year Limited warranty.

## Dimensions



## Product Number

Item	Lumens	Voltage	Dimming
E4LFU30D2	3000 lm	120/277V	Triac/ELV/0-10V

# Product Number Builder

Example: **E4LFU08D2**

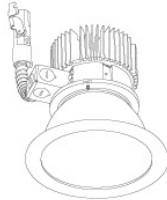
ELCO Laurel 4" Plaster Frame	Voltage	Lumens	Dimming	Generation
<b>E4LF</b>	<b>U</b> 120/277V	<b>08</b> 850 lm <b>12</b> 1250 lm <b>16</b> 1600 lm <b>20</b> 2000 lm <b>30</b> 3000 lm	<b>D</b> Triac/ELV/0-10V <b>S</b> Sunset <b>L</b> Lutron	Gen 1 <b>2</b> Gen 2
Optional				
No EM				
<b>EM1</b> 8W Emer. Backup				
<b>EM2</b> 12W Emer. Backup				

# Compatible Products



For use with 4" Laurel™ LED Frames

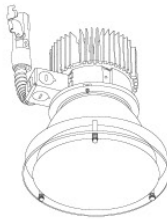
## 4" Laurel™ Commercial LED Light Engines



**Round Reflector Trim**  
**E410L**



**Round Wall Wash Trim**  
**E411L**



**Drop Glass Reflector Trim**  
**E412L**

### PRODUCT NUMBER BUILDER

Laurel™ Trim		Lumen		Color Temperature		Finish		Generation	
<input type="text"/>		<input type="text"/>		<input type="text"/>		<input type="text"/>		<input type="text"/>	
<b>E410L</b>	Reflector	<b>08</b>	850 lm	<b>27</b>	2700K	<b>H</b>	All Haze	<b>(blank)</b>	Gen 1
<b>E411L</b>	Wall Wash	<b>12</b>	1250 lm	<b>30</b>	3000K	<b>W</b>	All White	<b>2</b>	Gen 2
<b>E412L</b>	Drop Glass	<b>16</b>	1600 lm	<b>35</b>	3500K	<b>B</b>	All Black		
		<b>20</b>	2000lm	<b>40</b>	4000K	<b>C</b>	All Chrome		
		<b>30</b>	3000lm	<b>SD</b>	Sunset Dimming	<b>HW</b>	Haze w/White Ring		