


# 4" Square Reflector LED Light Engine Trims



## Features

- Light Engines feature premium LED COB with strong and smooth lumen output.
- Color temperatures from 2700K to 5000K or Sunset Dimming option.
- 2 at the end of the item number denotes Generation 2. Please note Gen 2 and Gen 1 are not cross compatible.

## Specifications

<b>Wattage</b>	31W
<b>Lumens</b>	3000 lm
<b>Color Temp.</b>	3000K
<b>Lamp Type</b>	LED
<b>CRI</b>	93+
<b>Wet Location</b>	Listed

## Options



All White



Haze/White Ring



Black/White Ring

## Technical Details

**Optics:** Frosted polycarbonate lens diffuses light evenly throughout while reducing glare with LED technology.

**Reflector Construction:** Reflector is one piece, deep, self-flanged construction spun from .05" thick High Grade Aluminum. Reflector allows for minimal glare and a strong glare cut-off.

**Installation:** Must be installed on a Laurel System frame with compatible lumen rating. Frames are available for New Construction, Remodel and as a Retrofit Kit.

### LED Technology:

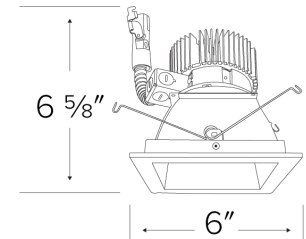
- Extremely accurate Color Rendering Index of 93+ CRI. No LED pixilation.
- Efficacy of >90 lumens per watt. Instant On to Full Brightness technology.
- Lumen Maintenance of 50,000 hours L70 Life based on LM80 standardized test results.
- Superior Thermal Management by utilizing ELCO Red heat sink.

### Listings:

- cULus Listed for Wet Location. RoHS Compliant.

**Warranty:** ELCO Products are built to last. 5-year Limited warranty.

## Dimensions



## Product Number Builder Example: E440L0827W2

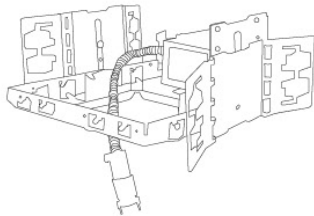
ELCO 4" Square Laurel Reflector	Lumens	Color Temp.	Finish	Generation
<b>E440L</b>				
	<b>08</b> 850 lm	<b>27</b> 2700K (Up to 3000 lm)	<b>W</b> All White	Gen 1
	<b>12</b> 1250 lm	<b>30</b> 3000K	<b>H</b> Haze/White Ring	<b>2</b> Gen 2
	<b>16</b> 1600 lm	<b>35</b> 3500K	<b>B</b> Black/White Ring	
	<b>20</b> 2000 lm	<b>40</b> 4000K		
	<b>30</b> 3000 lm	<b>50</b> 5000K		
	<b>40</b> 4000 lm	<b>SD</b> Sunset		

# Compatible Products



For use with 4" Laurel™ Square Light Engines

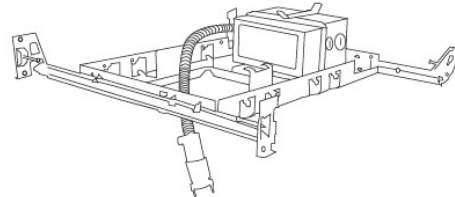
## 4" Laurel™ Commercial Square LED Frames



**E4SQLH**

**4" Square Architectural Frame**

\* Hanger bars ordered separately



**E4SQLF**

**4" Square Plaster Frame**

### PRODUCT NUMBER BUILDER

Frame Type	Voltage	Lumen	Dimming	Optional	Generation
<b>E4SQLH</b> Architectural	<b>U</b> 120/277V	<b>08</b> 850 lm	<b>D</b> 0-10/Triac/ELV	<b>EM1</b> Emergency Backup up to 700 lm output	<b>(Blank)</b> Gen 1
<b>E4SQLF</b> Plaster		<b>12</b> 1250 lm		<b>EM2</b> Emergency Backup up to 1100 lm output	<b>2</b> Gen 2
		<b>16</b> 1600 lm			
		<b>20</b> 2000 lm			
		<b>30</b> 3000 lm			
		<b>40</b> 4000 lm			