

2" Koto™ Architectural Shallow Maximum Adjustability IC Airtight Housing



Koto™ Architectural Housing: 120/277V (0-10V/Triac/ELV) or 120V (Triac/ELV) with optional Emergency Battery Backup. Must be used with Koto™ Architectural LED Light Engines (ELK19 or ELK21 Series). Lumen output based on module.

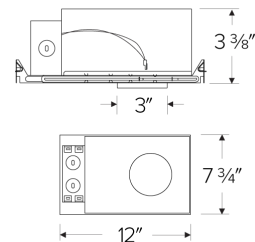
Features

- IC Airtight for direct contact with insulation.
- Easy-to-Remove driver.
- Optional 90 minutes, 120/277 VAC, 60Hz, Emergency Backup.
- Flicker-Free Dimming.
- USA designed and assembled.
- Limited 5 year warranty.
- For use with ELCO Koto™ Architectural LED Light Engines (ELK19 or ELK21 Series).

Specifications

Wattage	14.7W
Lumens	1000 (ELK19) - 1200 (ELK21) lm
Voltage	120V
Dimmable	Triac/ELV
Lamp Type	LED
Power Factor	≥0.95
Damp Location	Listed

Dimensions



Technical Details

Construction: Single Wall IC Rated for direct contact with insulation. For use in IC and Non-IC conditions. Up to 1100 lumens. Housing accommodates up to 5/8" ceiling thickness. Airtight housing with gasket to restrict airflow in accordance with ASTM E-283 air-tight requirements.

Installation: Designed for ceiling plenums where 2x6 joists or taller are used. High strength hanger bars can easily be nailed to joists. Suitable for T-grid and drop ceiling applications. See installation sheet for detailed information. Emergency Battery Back-up Option requires access from above. For use with ELCO Koto™ Architectural LED Light Engines (ELK19 or ELK21 Series)

Junction Box: Positioned to accommodate straight conduit runs. Two 3/4" knockouts, Seven 1/2" trade size conduit knockouts, One 3/8" knockout. Four Pry-out knockout slots for easy romex installation.

Hanger Bars: Pre Installed hanger bars with True Nail easy installation in regular lumber, engineered lumber, and Laminated Beams. Integral T-bar slots for easy installation in T-Bars. Spans up 24" and can be repositioned 90°. Score lines allow for tool-free hanger bar size reduction. Integral leveling flange allows for single-person installation while easily aligning the housings with the joists.

Electrical: Driver is rated for 120V and 277V input (120/277V). High Efficiency driver with a power factor > 0.95.

Emergency Battery Pack: Optional 90 minute battery pack available with test indicator switch. Note that double wall housings require Access From Above Ceiling for Battery Maintenance.

Dimmability: 3-in-1 dimming: Triac, ELV and 0-10V dimming in one driver. 0-10V dimming down to 5% with a compatible dimmer. Can be specified with Lutron drivers for 0.1% and 1% dimming. For a full list of dimmers refer to the Dimmer Compatibility List.

Listings: UL Listed for Damp Location and for Wet Location with select trims. UL Listed for Direct Contact with Insulation and Combustible Material. UL Listed for Feed Through.

Product Number

Item	Description	Lamp type	Lumens	Watts	Voltage	Dimming
E2LK34ICA	Shallow Maximum Adjustability Housing	LED	1000 (ELK19) - 1200 (ELK21) lm	14.7W	120V	Triac/ELV

Product Number Builder

Example: **E2LK34ICA**

Koto™ Architectural Housing

E2LK

Voltage

34 120V
35 120/277V

Dimming

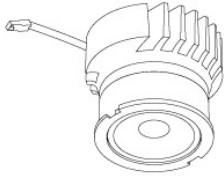
ICA Triac/ELV
ICAD 0-10V/Triac/ELV

Compatible Products

For use with Dedicated 2" Koto Architectural ICA LED Housings



Koto™ Architectural LED Light Engine



Koto™ LED Light Engine
ELK19 - ELK21

PRODUCT NUMBER BUILDER			
Koto™ LED Light Engine	Lumens	Color Temperature	Beam Angle
ELK			
19	750 - 850 lm	27D 2700K	(blank) 38° lens (Standard)
21	1100 - 1500 lm	30D 3000K	-S 18° lens
		35D 3500K	-N 25° lens
		40D 4000K	-W 60° lens
		SD Sunset Dimming (ELK19 Only)	-FC 18° - 50° Adjustable (ELK21 Only)

ACCESSORIES



Lens

- EP731C 18° Lens
- EP732C 25° Lens
- EP733C 38° Lens
- EP734C 60° Lens

*EP732C, EP733C, EP734C Included



Snoot

- L50W White
- L50B Black



Secondary Optics

- L45 Hex Louver
- L46 Linear Lens
- L47 Spread Louver
- L49 Frosted Lens
- L51 Color Shifter

2" Pex™ Twist-On Trims



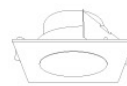
Round Deep Reflector

ELK2818
Finishes:
(W, B, H, BB, BZ)



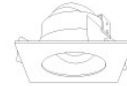
Round Adjustable Reflector

ELK2829
Finishes:
(W, B, H, BB, BZ)



Square Deep Reflector

ELK2518
Finishes:
(W, B, BB)



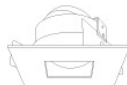
Square Adjustable Reflector

ELK2529
Finishes:
(W, B, BB)



Square Reflector

ELK2541
Finishes:
(W, B, BB)



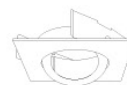
Square Adjustable Pinhole

ELK2527
Finishes:
(W, B, BB)



Round Gimbal

ELK2888
Finishes:
(W, B, BZ)



Square Gimbal

ELK2588
Finishes:
(W, BZ)