

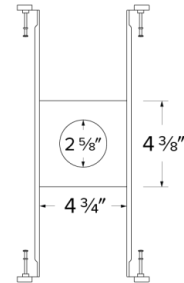
# New Construction Frames for Teak™ Recessed



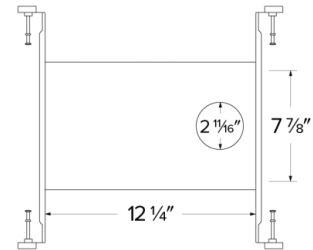
## Features

- E2LF1 New Construction Frame for Teak series inserts.
- E2LF2 Large New Construction Frame for Teak series inserts.
- Requires Teak Power Pack.

## E2LF1



## E2LF2



## Product Number

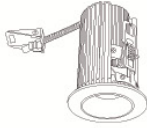
Item	Description
E2LF2	For Teak Recessed Downlight

# Compatible Products

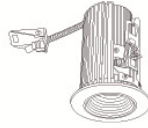


For use with 2" Teak™ IC Rated Housings & Frames

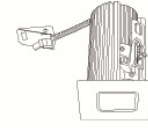
## 2" Teak™ LED Light Engines



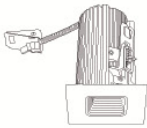
**E2L10 Series**  
**Round Reflector**  
Finishes:  
(W, BZ, B, C, H, BB)



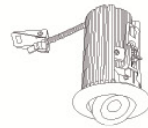
**E2L14 Series**  
**Round Baffle**  
Finishes:  
(W, BZ, B, BB)



**E2L13 Series**  
**Square Reflector**  
Finishes:  
(W, BZ, B, C, H, BB)



**E2L15 Series**  
**Square Baffle**  
Finishes:  
(W, BZ, B, BB)



**E2L18 Series**  
**Round Adjustable**  
Finishes:  
(W, BZ, BB)



**E2L19 Series**  
**Square Adjustable**  
Finishes:  
(W, BZ, BB)



**E2L97 Series**  
**Pull Down**  
Finishes:  
(W, BZ, BB)

### PRODUCT NUMBER BUILDER

Teak™ Light Engine	Style	Beam Angle	Color Temperature	Finish
<b>E2L</b>				
<b>10</b>	Round Reflector	<b>F</b> 38° (Standard)	<b>27</b> 2700K	<b>W</b> All White
<b>14</b>	Round Baffle	<b>NF</b> 28°	<b>30</b> 3000K	<b>BZ</b> All Bronze
<b>13</b>	Square Reflector	<b>WF</b> 60°	<b>35</b> 3500K	<b>B</b> Black w/ White Ring
<b>15</b>	Square Baffle		<b>40</b> 4000K	<b>C</b> Chrome w/White Ring
<b>18</b>	Round Adjustable			<b>H</b> Haze w/White Ring
<b>19</b>	Square Adjustable			<b>BB</b> All Black
<b>97</b>	Pull Down			