

# 2" Teak™ Power Pack

IC Rated power pack with the driver. To be used with Teak™ LED Light engines only.



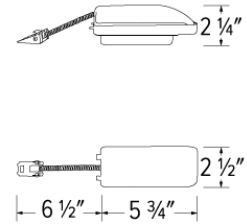
## Features

- To be used with Teak™ Light Engines only
- UL Listed for direct contact with insulation
- Driver specified for 850 lumens (10.5W) or 1100 lumens (12.5W)
- Driver specified for 120V (Triac/ELV) or 120/277V (120V: 0-10V Triac/ELV, 277V 0-10V)
- Damp Location Listed, Wet Location with Wet Location Teak™ Light Engines
- JA8-2016-E, UL, and Energy Star Qualified

## Specifications

<b>Wattage</b>	12.5W
<b>Lumens</b>	1100 lm
<b>Voltage</b>	120V
<b>Dimmable</b>	Triac/ELV

## Dimensions



## Technical Details

**Construction:** IC rated for direct contact with insulation. For use in IC and non-IC conditions.

**Installation:** Can be used in remodel applications without any additional frame. Can be used in new construction applications with E2LF1 frame.

**Electrical:** Driver is rated for 120V or 120/277V input. High Efficiency driver with a power factor > 0.95.

**Dimmability:** Option ELV/TRIAC dimming or 3 in 1 dimming: Triac, ELV and 0-10V dimming can be specified. an be specified with Lutron drivers. For a full list of dimmers refer to the Dimmer Compatibility List here: [TEAKDIMMERS](#).

**Listings:** cUL Listed. UL Listed for Damp Location and for Wet Location with WET location Light Engines. UL Listed for Direct Contact with Insulation and Combustible Material.

## Product Number

Item	Lumens	Watts	Voltage	Dimming
<b>E2L11RIC</b>	1100 lm	12.5W	120V	Triac/ELV

## Product Number Builder Example: E2L08RIC

2" IC Remodel Power Pack	Lumens	Dimming
<b>E2L</b>	<b>08</b> 850 lm <b>11</b> 1100 lm	<b>RIC</b> Triac/ELV <b>RICD</b> 0-10V/Triac/ELV

# Compatible Products

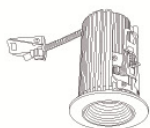


For use with 2" Teak™ IC Remodel Power Pack

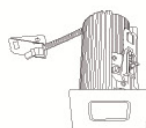
## 2" Teak™ LED Light Engines



**E2L10 Series**  
**Round Reflector**  
Finishes:  
(W, BZ, B, C, H, BB)



**E2L14 Series**  
**Round Baffle**  
Finishes:  
(W, BZ, B, BB)



**E2L13 Series**  
**Square Reflector**  
Finishes:  
(W, BZ, B, C, H, BB)



**E2L15 Series**  
**Square Baffle**  
Finishes:  
(W, BZ, B, BB)



**E2L18 Series**  
**Round Adjustable**  
Finishes:  
(W, BZ, BB)



**E2L19 Series**  
**Square Adjustable**  
Finishes:  
(W, BZ, BB)



**E2L97 Series**  
**Pull Down**  
Finishes:  
(W, BZ, BB)

### PRODUCT NUMBER BUILDER

Teak™ Light Engine	Style	Beam Angle	Color Temperature	Finish
<b>E2L</b>				
	<b>10</b> Round Reflector	<b>F</b> 38° (Standard)	<b>27</b> 2700K	<b>W</b> All White
	<b>14</b> Round Baffle	<b>NF</b> 28°	<b>30</b> 3000K	<b>BZ</b> All Bronze
	<b>13</b> Square Reflector	<b>WF</b> 60°	<b>35</b> 3500K	<b>B</b> Black w/ White Ring
	<b>15</b> Square Baffle		<b>40</b> 4000K	<b>C</b> Chrome w/White Ring
	<b>18</b> Round Adjustable			<b>H</b> Haze w/White Ring
	<b>19</b> Square Adjustable			<b>BB</b> All Black
	<b>97</b> Pull Down			

### PLASTER FRAMES FOR REMODEL POWER PACKS



Plaster Frame  
**Single Cutout**

CAT NO.  
E2LF1



Plaster Frame  
**Multiple Cutout**

CAT NO.	SPECIFICATIONS
E2LF1-M2	2 Set
E2LF1-M3	3 Set
E2LF1-M4	4 Set
E2LF1-M5	5 Set

\*For row mounting fixtures