

# 2" Round LED High-Lumen Adjustable Light Engine



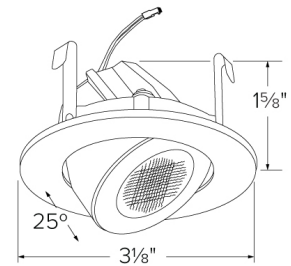
## Features

- Suitable for use in fixtures installed in insulated ceilings.
- Suitable for new construction and remodel housings.
- Suitable for installation into ELCO 2" recessed fixtures with 2-wire connector.
- Diecast construction provides lasting durability.
- Energy Star Certified
- Title 24 JA8-2019 Compliant

## Specifications

<b>Wattage</b>	11W
<b>Lumens</b>	1200 lm
<b>Color Temp.</b>	4000K
<b>Lamp Type</b>	LED
<b>Beam Angle</b>	36°
<b>CRI</b>	93+
<b>Damp Location</b>	Listed

## Dimensions



## Technical Details

**Optics:** PC Lens for even lumen distribution.

**Construction:** Diecast construction for lasting quality and greater heat dissipation. High quality powder coat finish preventing rust and paint cracking.

**Installation:** Must be installed in ELCO 2" Alder System housing; E2AJU12ICA, E2LCU86ICA, E2LCU86RICA.

### LED Technology:

- Extremely accurate color rendering with 93+ CRI.
- Efficacy of max. 109 lumens per watt.
- Lumen Maintenance of 50,000 hours L70 based on LM80 standardized test results.
- Superior Thermal Management by utilizing aluminum body as heat sink.

**Listings:** UL Listed for Damp Location. ENERGY STAR® Certified. Title 24 JA8-2019 Compliant.

**Warranty:** ELCO Products are built to last with a 5-year Limited warranty.

## Product Number

Item	Lamp type	Lumens	CCT	Watts	Beam Angle	Finish
<b>E218C1840W</b>	LED	1200 lm	4000K	11W	36°	White


## Product Number Builder Example: E218C1827W

ELCO 2" Light Engines	Color Temp.	White
<b>E218C18</b>		<b>W</b>
	27 2700K	
	30 3000K	
	35 3500K	
	40 4000K	
	SD Sunset	

# Compatible Products

For use 2" High Lumen LED Light Engines

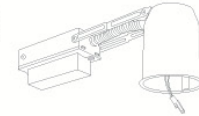
## 2" Alder™ IC Airtight High Tech LED Housings



2" Double Wall IC Rated for max. R-60 spray foam insulation  
**New Construction**



2" Single Wall IC Housing  
**New Construction**



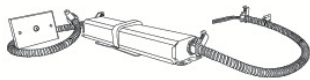
2" Single Wall IC Housing  
**Remodel**

CAT NO.	SPECIFICATIONS
E2AJU12ICA	11W, 120/277V, Triac/ELV/0-10V

CAT NO.	SPECIFICATIONS
E2LCU86ICA	11W, 120/277V, Triac/ELV/0-10V
E2LC185ICA	11W, 120V, Triac/ELV

CAT NO.	SPECIFICATIONS
E2LCU86RICA	11W, 120/277V, Triac/ELV/0-10V
E2LC185RICA	11W, 120V, Triac/ELV

## 2" Alder™ Accessories



**Emergency Battery Backup**



**Fire Cover**



**Fire Enclosure**



**Mica Fire Tape**

CAT NO.	SPECIFICATIONS
KEM-LD3	8W, Up to 750 lm
KEM-LD4	12W, Up to 1100 lm

CAT NO.	SPECIFICATIONS
FIRECVR	9 3/4" H x 17" O.D.

CAT NO.	SPECIFICATIONS
FIREENCL	20 3/8" L x 14 3/8" W
FIREENCL-S	Shallow, 16" L x 14 3/8" W

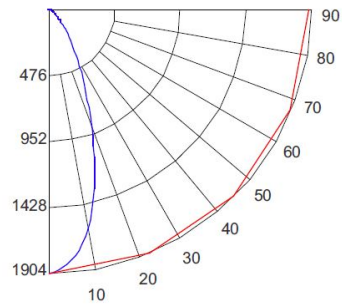
CAT NO.	SPECIFICATIONS
FIRETAPE	3/4" W x 16' L

\*Driver included for all housings

# 2" Round LED High Lumen Adjustable Light Engine Multiplier: 2700K (x 0.96), 3500K (x 1.04), 4000K (x 1.08)

## PHOTOMETRIC REPORT

Product #: E218C1830  
 Wattage/Lumens: 10.6W/ 1125 lm  
 Luminaire LPW: 106 Lm/W



## CANDLE POWER SUMMARY

Degrees Vertical	0°
0	1900
5	1818
15	1271
25	608
35	240
45	92
55	36
65	16
75	6
85	1
90	0

## ILLUMINANCE AT A DISTANCE

Distance to Target Plane	Footcandles Beam Center	Beam Diameter
4'	119	2.9'
6'	52.8	4.4'
8'	29.7	5.8'
10'	19.0	7.3'

## ZONAL LUMEN SUMMARY

Zone	Lumens	% Luminaire
0-30°	824.05	73.20
0-40°	987.31	87.80
0-60°	1097.78	97.60
0-90°	1123.76	99.90