

2" Round Adjustable LED Light Engines



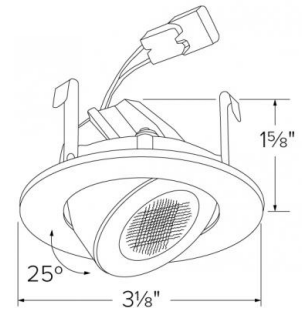
Features

- Suitable for use in fixtures installed in insulated ceilings.
- Suitable for new construction and remodel housings.
- Suitable for installation into ELCO 2" recessed fixtures with 2-wire connector.
- Diecast construction provides lasting durability.
- 25° adjustability.
- Energy Star Certified.
- Title 24 JA8-2019 Compliant.

Specifications

Wattage	9W
Lumens	895 lm
Color Temp.	3500K
Dimmable	Triac/ELV
Lamp Type	LED
Beam Angle	36°
CRI	93+
Damp Location	Listed

Dimensions



Technical Details

Optics: PC Lens for even lumen distribution.

Construction: Diecast construction for lasting quality and greater heat dissipation. High quality powder coat finish preventing rust and paint cracking.

Installation: Must be installed in ELCO 2" Alder System housing; E2LC106ICA, E2LC175ICA, E2LC175RICA, E2LC106, E2LCR106.

LED Technology:

- Extremely accurate color rendering with 93+ CRI.
- Efficacy of max. 97 lumens per watt.
- Lumen Maintenance of 50,000 hours L70 based on LM80 standardized test results.
- Superior Thermal Management by utilizing aluminum body as heat sink.

Listings: UL Listed for Damp Location. ENERGY STAR® Certified. Title 24 JA8-2019 Compliant.

Warranty: ELCO Products are built to last with a 5-year limited warranty.

Product Number

Item	Lamp type	Lumens	CCT	Watts	Dimming	Beam Angle	Finish
E218C0735W	LED	895 lm	3500K	9W	Triac/ELV	36°	White

Product Number Builder Example: E218C0627W

ELCO 2" Light Engines	Lumens	Color Temperature	White
E218C			W
	06 680 07 880	27 2700K 30 3000K 35 3500K (07 only) 40 4000K (07 only)	

Compatible Products

For use 2" LED Light Engines

2" Alder™ IC Airtight LED Housings



2" Double Wall LED IC Housing
New Construction

CAT NO.	SPECIFICATIONS
E2LC106ICA	9W, 120V, Triac/ELV



2" Single Wall LED IC Housing
New Construction

CAT NO.	SPECIFICATIONS
E2LC175ICA	9W, 120V, Triac/ELV



2" Single Wall LED IC Housing
Remodel

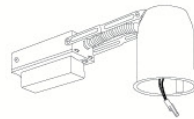
CAT NO.	SPECIFICATIONS
E2LC175RICA	9W, 120V, Triac/ELV

2" Alder™ Non-IC Airtight LED Housings



2" Single Wall LED Non-IC Housing
New Construction

CAT NO.	SPECIFICATIONS
E2LC106	9W, 120V, Triac/ELV



2" Single Wall LED Non-IC Housing
Remodel

CAT NO.	SPECIFICATIONS
E2LRC106	9W, 120V, Triac/ELV

2" Alder™ Accessories



Emergency Battery Backup

CAT NO.	SPECIFICATIONS
KEM-LD3	8W, Up to 750 lm
KEM-LD4	12W, Up to 1100 lm



Fire Cover

CAT NO.	SPECIFICATIONS
FIRECVR	9 3/4" H x 17" O.D.



Fire Enclosure

CAT NO.	SPECIFICATIONS
FIREENCL	20 3/8" L x 14 3/8" W
FIREENCL-S	Shallow, 16" L x 14 3/8" W



Mica Fire Tape

CAT NO.	SPECIFICATIONS
FIRETAPE	3/4" W x 16' L

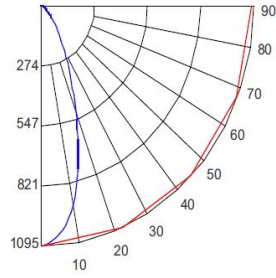
*Driver included for all housings

2" Round Adjustable LED Light Engine

Multiplier: 3000K (x 1.04)

PHOTOMETRIC REPORT

Product #: E218C0627
 Wattage/Lumens: 8.7W/ 647 lm
 Luminaire LPW: 74 Lm/W



CANDLE POWER SUMMARY

Degrees Vertical	0°
0	1092
5	1045
15	731
25	350
35	138
45	53
55	21
65	9
75	4
85	1
90	0

ILLUMINANCE AT A DISTANCE

Distance to Target Plane	Footcandles Beam Center	Beam Diameter
4'	68.3	2.9'
6'	30.3	4.4'
8'	17.1	5.8'
10'	10.9	7.3'

ZONAL LUMEN SUMMARY

Zone	Lumens	% Luminaire
0-30°	473.70	73.20
0-40°	567.55	87.80
0-60°	631.06	97.60
0-90°	645.99	99.90