

New Construction Frames for Oak™ Recessed



Features

- E1LF1 (2" Cutout) New Construction frame for downlight E1L02 & E1L12
- E1LF2 (2-3/8" Cutout) New Construction frame for adjustable E1L32 & E1L22
- Requires Transformer
- IC Rated with E1L02, E1L12, E1L32, E1L22 and E111F

Options

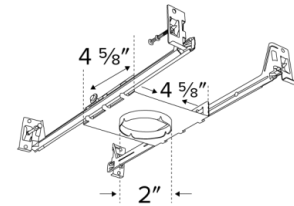


E1LF1



E1LF2

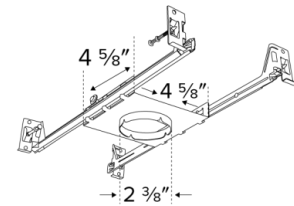
E1LF1 Dimensions



E1LF1

Compatible with E1L02, E1L12 & E111F Series

E1LF2 Dimensions



E1LF2

Compatible with E1L22 & E1L32 Series

Product Number

Item	Description
E1LF1	For Recessed Oak Downlight

Compatible Products



For use with 1" Oak™ IC Rated Frames

1" Oak™ Recessed Downlight LED Light Engines - use with E1LF1



E1L02 Series
Round Downlight
 Finishes:
 (W, B, BZ, H, BB)



E1L12 Series
Square Downlight
 Finishes:
 (W, B, BZ, H, BB)

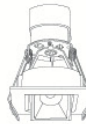


E111
Cove Light
 Finishes:
 (W)

1" Oak™ Recessed Adjustable LED Light Engines - use with E1LF2



E1L32 Series
Round Gimbal
 Finishes:
 (W, B, BZ)



E1L22 Series
Square Pull Down
 Finishes:
 (W, B, BZ)

PRODUCT NUMBER BUILDER

Oak™ Light Engine	Style	Beam Angle	Color Temperature	Finish
E1L				
	02 Round Downlight	F 38° (Standard)	27 2700K	W All White
	12 Square Downlight	NF 28°	30 3000K	B Black
	32 Round Gimbal	WF 60°	35 3500K	BZ All Bronze
	22 Square Pull Down		40 4000K	H Haze w/White Ring
				BB All Black

Compatible Products

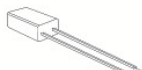
For use with 1" Oak™ Rated Frames

1" Oak™ 12V AC Transformers



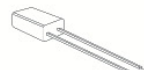
Enclosed Electronic Transformer

CAT NO.	SPECIFICATIONS
E1LDRV60	ELV Dimmable



Electronic Transformer

CAT NO.	SPECIFICATIONS
LET-60	120V Input
LET-60H	120V Input, Hatch
LET-60-277	277 Input



0-10V Dimmable Electronic Transformer

CAT NO.	SPECIFICATIONS
LET-60DX	120V Input
LET-60DX-277	277V Input



Magnetic Transformer

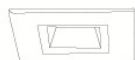
CAT NO.	SPECIFICATIONS
ETR12	50W, Daisy Chain 2-6
ETR12-20	20W, Daisy Chain 1-3

1" Oak™ Accessories



Downlight Trims For E1L02 & E1L12

CAT NO.	SPECIFICATIONS
RM1W	All White
RM1B	Black w/ White Ring
RM1BZ	All Bronze
RM1H	Haze w/ White Ring
RM1BB	All Black



Downlight Trims For E1L02 & E1L12

CAT NO.	SPECIFICATIONS
RM11W	All White
RM11B	Black w/ White Ring
RM11BZ	All Bronze
RM11H	Haze w/ White Ring
RM11BB	All Black



Optional Lenses for E1L02, E1L12, & E1L32

CAT NO.	SPECIFICATIONS
EP713C	28°
EP715C	50°