

# 4" Round LED Adjustable Pull-Down Insert (2nd Generation)

ELCO Lighting's G2 inserts are engineered with energy-efficient LED technology that produces even illumination with an incredible 90+ CRI. Designed to be used for New Construction, Remodel, and Retrofit applications, these inserts are rated for a life of 50,000 hours, and meet Title 24 high efficacy requirements. Suitable for IC and Non-IC housings manufactured by ELCO or others.



## Features

- Fits ELCO 4" Dedicated LED Recessed Housings.
- Maximum adjustability of 80° tilt, 358° rotation.
- Includes 40° standard lens, and interchangeable 28° and 60° lens.
- Functions as a downlight, wall wash, or accent light.
- Great for lighting up artwork and spotlighting.
- Die-Cast construction provides lasting durability.
- For retrofitting on existing E26 Base housings use Medium Base Adapter (PSA30 - Not included).
- Title 24 JA8-2019 Compliant.
- Life Span of 50,000 hours L70.

## Specifications

<b>Wattage</b>	11W
<b>Lumens</b>	750 lm
<b>Voltage</b>	120V
<b>Color Temp.</b>	2700K
<b>Dimmable</b>	Triac/ELV
<b>Lamp Type</b>	LED
<b>CRI</b>	90+
<b>Damp Location</b>	Listed

## Options



White



Bronze

## Technical Details

**Construction:** For use in IC and non-IC housings. Diecast construction for lasting quality and greater heat dissipation. High quality powder coat finish preventing rust and paint cracking.

**Installation:** Quick connect for use with ELCO housings EL490ICA, EL490RICA, EL49FICA. PSA30 (Medium Base Socket adapter) allows for use with EL99ICA, EL99RICA, EL99FICA, EL99A, EL99RA. PSA31 (GU10 Socket Adapter, not included) allows for use with EL49ICA, EL49A, EL49RA. PSA35 (GU24 Socket Adapter, not included) allows for use with EL99ICA-G24, EL99RICA-G24. Can be used in IC and non-IC housings.

**Electrical:** Driver connects to 120V power supply. High Efficiency driver with a power factor > 0.9. Ambient operating temperature -40°F (-40°C) to 104°F (40°C). Input wattage of 11W. Start time of less than .75 seconds.

### LED Technology:

- Extremely accurate color rendering with 90+ CRI.
- Lumen Maintenance of 50,000 hours L70 Life based on LM80 standardized test results.
- Superior Thermal Management by utilizing integral heat sink.
- Instant On to Full Brightness.
- No LED pixelation.

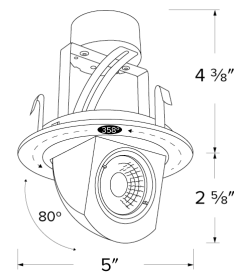
**Dimmability:** Works with 120V Triac and ELV type dimmers. Dims down to 10%. For full list of dimmers refer to the Dimmer Compatibility List.

### Listings:

- cULus Listed for US and Canada
- UL Listed for Damp Location.
- Title 24 JA8-2019 Compliant.

**Warranty:** ELCO Products are built to last with a 5-year Limited Warranty.

## Dimensions



## Product Number

Item	Lamp type	Lumens	CCT	Watts	Voltage	Dimming	Finish
EL49727BZ2	LED	750 lm	2700K	11W	120V	Triac/ELV	Bronze

# Product Number Builder

Example: **EL49727W2**

4" Round LED Adjustable Pull-Down Insert

**EL497**

Color Temp.

**27** 2700K  
**30** 3000K  
**SD** Sunset

Finish

**W** White  
**BZ** Bronze

Second Generation


**2**

## Product Custom Image

# Compatible Products

For use with 4" LED inserts

## 4" Dedicated LED ICA Housings



4" ICA Housing  
New Construction



4" ICA Housing  
Remodel



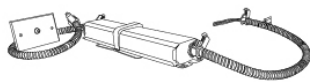
2-Hour Fire Rated ICA Housing  
New Construction

CAT NO.	SPECIFICATIONS
EL490ICA	
EL490ICA-7	277V
EL490ICA-EM5	Emergency Battery Back-up (90 minutes)

CAT NO.	SPECIFICATIONS
EL490RICA	5 1/2" Height

CAT NO.	SPECIFICATIONS
EL48FICA	6 7/8" Height - 120/277V

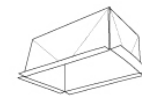
## 4" Accessories



Emergency Battery Backup



Fire Cover



Fire Enclosure

CAT NO.	SPECIFICATIONS
KEM-LD5	8W, 120/277V

CAT NO.	SPECIFICATIONS
FIRECVR	9 3/4" H x 17" O.D.

CAT NO.	SPECIFICATIONS
FIREENCL	20 3/8" L x 14 3/8" W
FIREENCL-S	Shallow, 16" L x 14 3/8" W



Mica Fire Tape



Socket Adapter



Socket Adapter

CAT NO.	SPECIFICATIONS
FIRETAPE	3/4" W x 16' L

CAT NO.	SPECIFICATIONS
PSA30	Medium Base Connector

CAT NO.	SPECIFICATIONS
PSA31	GU10 to ideal terminal connector