

Flexa™ 6" Adjustable Round Baffle Trim for Koto™ Module

Mix and match any ring finish with any reflector finish



Features

- 2 Piece Flexa™ trims for maximum design flexibility.
- Convenient twist-lock design for ease of installation.
- Diecast construction for lasting quality.
- O.D.: 7 3/8".

Technical Details

Construction: Precisely spun aluminum baffle with a powder-coated finish.

Installation: Twist-on design allows for easy mounting onto the Koto™ LED Module. Clips securely mount trim into the housing and keeps ring flush with ceiling.

Compatible Module: Koto™ LED Modules (ELK07, ELK09, ELK19, ELK21 Series)

Options



All White



All Black

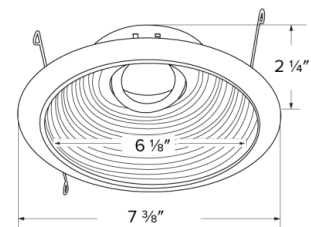


Black w/White Ring

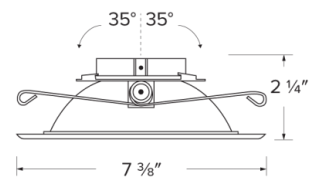


All Bronze

Dimensions



Side View



Product Number

Item	Finish
ELK693BB	All Black

Product Number Builder Example: ELK693WW

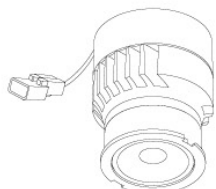
Flexa™ 6" Adjustable Round Baffle	Baffle Finish	Ring Finish
<div>ELK693</div>	<div></div>	<div></div>
	<div>W White</div> <div>B Black</div> <div>BZ Bronze</div>	<div>W White</div> <div>B Black</div> <div>BZ Bronze</div>

Compatible Products

For use with 6" Koto™ Twist-&-Lock Trims



Koto™ LED Module



Koto™ LED Module
ELK07, ELK09, & ELK11

PRODUCT NUMBER BUILDER

Koto™ LED Module	Lumens	Color Temperature	Beam Angle
ELK			
07	750 lm	27 2700K	(blank) 38° lens (Standard)
09	950 lm	30 3000K	-S 18° lens
11	1150 lm	35 3500K	-N 25° lens
		40 4000K	-W 60° lens
		SD Sunset Dimming (For ELK09 & ELK11)	-FC 18° - 50° Adjustable (ELK07 Only)

ACCESSORIES



Lens

EP731C* 18° Lens
EP732C* 25° Lens
EP733C* 38° Lens
EP734C* 60° Lens
*EP732C, EP733C, EP734C
Included with standard module



Snoot

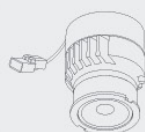
L50W White
L50B Black



Secondary Optics

L45 Hex Louver
L46 Linear Lens
L47 Spread Louver
L49 Frosted Lens
L51 Color Shifter

*Standard module includes 38° installed
with 25° & 60° field changeable lenses.

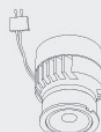


**Koto™ LED Module
with 5-CCT Switch**



Product Number

ELK08CT5 825 lm, 5-CCT, 120V
ELK10CT5 1000 lm, 5-CCT, 120V



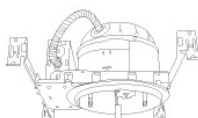
**12V AC Retrofit
Koto™ LED Module**

For retrofitting 4" Bi-Pin
12V AC GU5.3 Housings

Product Number

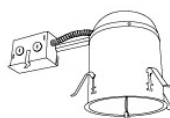
ELK0827-12 800 lm, 2700K, 12V AC
ELK0830-12 800 lm, 3000K, 12V AC
ELK08SD-12 800 lm, Sunset, 12V AC

6" Koto™ Dedicated LED ICA Housings



6" Standard ICA Housing
New Construction

CAT NO.	SPECIFICATIONS
EL770ICA	7" Height
EL760ICA	5 1/2" Height, Shallow



6" Standard Remodel ICA Housing
Remodel

CAT NO.	SPECIFICATIONS
EL770RICA	7 1/2" Height
EL760RICA	5 1/2" Height, Shallow



6" 2-Hour Fire Rated ICA Housing
New Construction

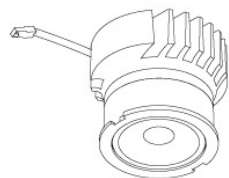
CAT NO.	SPECIFICATIONS
EL76FICA	7 3/4" Height - Sound Rated
EL75FICAS	6 3/16" Height, Shallow

Compatible Products

For use with 6" Koto™ Twist-&-Lock Trims



Koto™ Architectural LED Light Engine



Koto™ LED Light Engine
ELK19 - ELK21

PRODUCT NUMBER BUILDER			
Koto™ LED Light Engine	Lumens	Color Temperature	Beam Angle
ELK			
19	750 - 850 lm	27D 2700K	(blank) 38° lens (Standard)
21	1100 - 1500 lm	30D 3000K	-S 18° lens
		35D 3500K	-N 25° lens
		40D 4000K	-W 60° lens
		SD Sunset Dimming (ELK19 Only)	-FC 18° - 50° Adjustable (ELK21 Only)

*Standard module includes 38° installed with 25° & 60° field changeable lenses.

ACCESSORIES



Lens

EP731C	18° Lens
EP732C	25° Lens
EP733C	38° Lens
EP734C	60° Lens
<small>*EP732C, EP733C, EP734C Included with standard module</small>	



Snoot

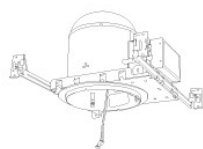
L50W	White
L50B	Black



Secondary Optics

L45	Hex Louver
L46	Linear Lens
L47	Spread Louver
L49	Frosted Lens
L51	Color Shifter

6" Koto™ Dedicated LED ICA Housings



6" Koto™ Maximum Adjustability ICA Housing
850 lm (14.7W) w/ELK19 Series Module
1100 lm (14.7W) w/ELK21 Series Module
New Construction

CAT NO.	SPECIFICATIONS
E6LK37ICA	7 1/2" Height, Triac/ELV, 120V
E6LK38ICAD	7 1/2" Height, 0-10V/Triac/ELV, 120/277V



6" Maximum Adjustability High Lumen ICA Housing
Use with ELK21 Series Module
Not for use with ELK19 Series Module
Double Wall

CAT NO.	SPECIFICATIONS
E6LK43ICA	7 1/4" Height, 120V, Triac/ELV, 1250 lm
E6LK44ICAD	7 1/4" Height, 120/277V, 0-10V/Triac/ELV, 1250 lm
E6LK56ICA	7 1/4" Height, 120V, Triac/ELV, 1500 lm
E6LK57ICAD	7 1/4" Height, 120/277V, 0-10V/Triac/ELV, 1500 lm