

4" LED Fire Rated New Construction IC Airtight Housing



4" Fire Rated ICA New Construction LED housing. Compatible with 4" LED inserts. 2-hour fire rated. Quick Connect terminal connector for easy installation.

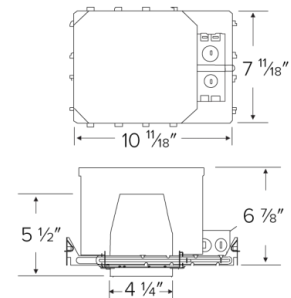
Features

- IC Airtight for direct contact with insulation.
- UL Listed for 2-Hour Fire Resistance to meet and exceed strict fire safety codes.
- Integrated Non-combustible insulation acts as a sound barrier minimizing sound transfer between floors.
- Meets Title 24 requirements.
- STC/IC Sound Rated
- Trims and inserts sold separately.
- 14W MAX.
- Height: 6 7/8"

Specifications

| | |
|----------------------|-----------|
| Wattage | 14W |
| Voltage | 120/277V |
| Wet Location | UL Listed |
| Damp Location | UL Listed |

Dimensions



Technical Details

Construction:

- Double wall IC rated for direct contact with insulation. For use in IC and non-IC conditions.
- Housing adjusts in frame to accommodate up to 1 1/2" ceiling thickness.
- Airtight housing with gasket to restrict airflow in accordance with ASTM E-283 air-tight requirements.

Installation:

- Designed for ceiling plenums where 2x8 joists or taller are used.
- High strength hanger bars can easily be nailed to joists.
- Suitable for T-grid and drop ceiling applications.
- See installation sheet for detailed information.

Junction Box: Positioned to accommodate straight conduit runs. Two 3/4" knockouts, Seven 1/2" trade size conduit knockouts, One 3/8" knockout. Four Pry-out knockout slots for easy romex installation.

Hanger Bars: Pre Installed hanger bars with True Nail easy installation in regular lumber, engineered lumber, and Laminated Beams. Integral T-bar slots for easy installation in T-Bars. Spans up 24" and can be repositioned 90°. Score lines allow for tool-free hanger bar size reduction. Integral leveling flange allows for single-person installation while easily aligning the housings with the joists.

Emergency Battery Pack: Optional 90 minute battery pack available with test indicator switch. Note that double wall housings require Access From Above Ceiling for Battery Maintenance.

Listings: UL Listed for Damp Location and for Wet Location with select trims. UL Listed for Direct Contact with Insulation and Combustible Material. UL Listed for Feed Through. Sound rated. STC Rating 50-55.

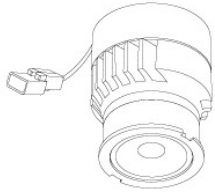
Product Number

| Item | Watts | Voltage |
|----------|-------|----------|
| EL48FICA | 14W | 120/277V |

Compatible Products

For use with Dedicated 4" IC LED Housings

Koto™ LED Module



Koto™ LED Module
ELK07, ELK09, & ELK11

PRODUCT NUMBER BUILDER

| Koto™ LED Module | Lumens | Color Temperature | Beam Angle |
|------------------|---------|--|--|
| ELK | | | |
| 07 | 750 lm | 27 2700K | (blank) 38° lens (Standard) |
| 09 | 950 lm | 30 3000K | -S 18° lens |
| 11 | 1150 lm | 35 3500K | -N 25° lens |
| | | 40 4000K | -W 60° lens |
| | | SD Sunset Dimming (For ELK09 & ELK11) | -FC 18° - 50° Adjustable (ELK07 Only) |

ACCESSORIES



Lens

- EP731C** 18° Lens
- EP732C** 25° Lens
- EP733C** 38° Lens
- EP734C** 60° Lens

*EP732C, EP733C, EP734C Included



Snoot

- L50W** White
- L50B** Black



Secondary Optics

- L45** Hex Louver
- L46** Linear Lens
- L47** Spread Louver
- L49** Frosted Lens
- L51** Color Shifter

Koto™ LED Module with 5-CCT Switch

Product Number

| | |
|-----------------|---------|
| ELK08CT5 | 825 lm |
| ELK10CT5 | 1000 lm |

4" Pex™ Twist-On Trims



Reflector

ELK4118
Finishes:
(W, BB, BZ, B, C, H)



Adjustable Gimbal

ELK4129
Finishes:
(W, BB, BZ, B, C, H)



Adjustable Pinhole

ELK4127
Finishes:
(B, BB, BZ)



Adjustable Baffle

ELK4193
Finishes:
(W, BB, B)



Adjustable Spot

ELK4188
Finishes:
(W, B, BZ)



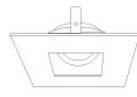
Reflector

ELK4218
Finishes:
(W, BB, BZ, B, C, H)



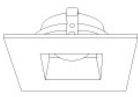
Adjustable Gimbal

ELK4229
Finishes:
(W, BB, BZ, B, C, H)



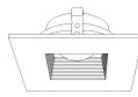
Adjustable Pinhole

ELK4227
Finishes:
(B, BB, BZ)



Adjustable Reflector

ELK4282
Finishes:
(W)



Adjustable Baffle

ELK4284
Finishes:
(W)



Adjustable Phenolic Baffle

ELK4293
Finishes:
(W, BB, B)

*Finishes: **W** - All White, **BB** - All Black, **BZ** - All Bronze, **B** - Black Reflector w/White Ring, **C** - Chrome Reflector w/White Ring, **H** - Haze Reflector w/White Ring

Compatible Products

For use with Dedicated 4" IC LED Housings

4" Flush Mount Trim Adaptors • For use with ELK41, ELK42 & ELK47 Trims



Round Flush Mount
EL4FMR



Square Flush Mount
EL4FMS

4" Flexa™ Twist-On Trims



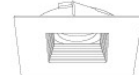
Round Reflector
ELK4721
Finishes:
(WW, BB, BZBZ, BW, CC, CW,
HW, CN)



Round Baffle
ELK4723
Finishes:
(WW, BB, BZBZ, BW)



Square Reflector
ELK4741
Finishes:
(WW, BB, BZBZ, BW, HW)
**Not for Remodel Housing*



Square Baffle
ELK4743
Finishes:
(WW, BB, BZBZ, BW)
**Not for Remodel Housing*

*Finishes: **W** - All White, **WW** - All White, **B** - Black, **BB** - All Black, **BZ** - All Bronze, **CC** - All Chrome, **BZBZ** - All Bronze, **BW** - Black Reflector w/White Ring, **CW** - Chrome Reflector w/White Ring, **CN** - Chrome Reflector w/Nickel Ring, **HW** - Haze Reflector w/White Ring

Compatible Products

For use with Dedicated 4" IC LED Housings

4" LED Light Engines



Round Reflector

| CAT NO. | SPECIFICATIONS |
|-------------------|----------------------------|
| EL41527W | 10W, 800 lm, 2700K |
| EL41530W | 10W, 850 lm, 3000K |
| EL41535W, BZ | 10W, 900 lm, 3500K |
| EL41540W | 10W, 900 lm, 4000K |
| EL41550W | 10W, 950 lm, 5000K |
| EL415CT5W, BB, BZ | 12W, 850 lm, 2700K - 5000K |



Round Baffle

| CAT NO. | SPECIFICATIONS |
|---------------|-----------------------------|
| EL41027W | 10W, 800 lm, 2700K |
| EL41030W | 10W, 850 lm, 3000K |
| EL41035W | 10W, 900 lm, 3500K |
| EL41040W | 10W, 900 lm, 4000K |
| EL410CT5W, BB | 12W, 850 lm, 2700K - 5000K |
| EL41230W | 14W, 1000 lm, 3000K |
| EL412CT5W | 14W, 1000 lm, 2700K - 5000K |



Round Reflector

| CAT NO. | SPECIFICATIONS |
|----------------|-----------------------------|
| EL41727C, H | 14W, 1000 lm, 2700K |
| EL41730W, C | 14W, 1000 lm, 3000K |
| EL41735C, H | 14W, 1000 lm, 3500K |
| EL41740W, C, H | 14W, 1000 lm, 4000K |
| EL417CT5W, H | 14W, 1000 lm, 2700K - 5000K |

DIMS TO WARM
SUNSET DIMMING TECHNOLOGY



Round Reflector

| CAT NO. | SPECIFICATIONS |
|--------------|---------------------|
| EL415SDW, BZ | 10W, 700 lm, Sunset |
| EL410SDW, BZ | 10W, 700 lm, Sunset |



Square Reflector

| CAT NO. | SPECIFICATIONS |
|----------------|----------------------------|
| EL442CT5W | 11W, 850 lm, 2700K - 5000K |
| EL442CT3BB, BZ | 11W, 750 lm, 2700K - 3500K |



Square Baffle

| CAT NO. | SPECIFICATIONS |
|------------|----------------------------|
| EL44127W | 10W, 750 lm, 2700K |
| EL441CT3BZ | 10W, 750 lm, 2700K - 3500K |
| EL441CT5W | 10W, 750 lm, 2700K - 5000K |



Round Gimbal

| CAT NO. | SPECIFICATIONS |
|------------------|---------------------------|
| EL41627W | 9W, 620 lm, 2700K |
| EL416CT5W, B, BZ | 9W, 650 lm, 2700K - 5000K |



Square Gimbal

| CAT NO. | SPECIFICATIONS |
|------------------|-----------------------------|
| EL446CT5W, B, BZ | 11W, 700 lm, 2700K - 5000K |
| EL446HLCT5W | 12W, 1000 lm, 2700K - 5000K |



Round Baffle Gimbal

| CAT NO. | SPECIFICATIONS |
|--------------|----------------------------|
| EL41427W | 10W, 625 lm, 2700K |
| EL41435W | 10W, 675 lm, 3500K |
| EL414CT5W, B | 12W, 650 lm, 2700K - 5000K |



Round Pull Down Adjustable

| CAT NO. | SPECIFICATIONS |
|-----------------|----------------------|
| EL49727W, B, BZ | 12.6W, 840 lm, 2700K |
| EL49730W, B, BZ | 12.6W, 840 lm, 3000K |



Square Pull Down Adjustable

| CAT NO. | SPECIFICATIONS |
|-----------------|----------------------|
| EL44727W, B, BZ | 12.6W, 840 lm, 2700K |
| EL44730W, B, BZ | 12.6W, 840 lm, 3000K |



Round Pull Down Adjustable (2nd Generation)

| CAT NO. | SPECIFICATIONS |
|----------------|--------------------|
| EL49727W2, BZ2 | 11W, 950 lm, 2700K |
| EL49730W2, BZ2 | 11W, 950 lm, 3000K |

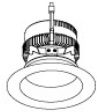
*Finishes: **W** - All White, **B** - All Black, **BZ** - All Bronze, **C** - Chrome w/White Ring, **H** - Haze w/White Ring

Compatible Products



For use with Dedicated 4" IC LED Housings

4" Ply™ 120/277V LED Inserts



Round Insert with 5-CCT and 3-Lumen Switch

EL475CT5D
Finishes:
(W, H, BB, HW)



Round Insert

EL49530D
Finishes:
(W)

*Finishes: **W** - All White, **BB** - All Black, **H** - All Haze, **HW** - Haze w/White Ring

*Must be used with PLY™ Housings for 0-10V dimmability (EL490ICDXA, EL490RICDXA, EL492ICDXA, EL492RICDXA).
With non-ply housing this is non-dimmable, 120-277V input only.

4" Ply™ 120/277V Adjustable LED Inserts



Round Adjustable Gimbal

EL414
Finishes:
(DXW, DXB)



Round Adjustable Insert

EL497
Finishes:
(DXW, DXB, DXBZ DXN)



Square Adjustable Insert

EL447
Finishes:
(DXW, DXB, DXBZ DXN)

ACCESSORIES



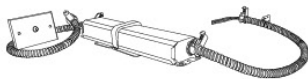
Interchangeable Lens
(For EL497 & EL447 Series only)

EP710C 20° Beam
EP712C 60° Beam

PRODUCT NUMBER BUILDER

| 4" 120/277V Adjustable LED Inserts | Style | Color Temperature | Finish |
|------------------------------------|--|--------------------------------------|--|
| EL4 | 14 Adjustable Gimbal 97 Round Adjustable 47 Square Adjustable | 27D 2700K 30D 3000K | DXW All White DXB All Black DXBZ All Bronze DXBN All Nickel |

4" Accessories



Emergency Battery Backup

| CAT NO. | SPECIFICATIONS |
|---------|----------------|
| KEM-LD5 | 8W, 120/277V |



Fire Cover

| CAT NO. | SPECIFICATIONS |
|---------|---------------------|
| FIRECVR | 9 3/4" H x 17" O.D. |



Fire Enclosure

| CAT NO. | SPECIFICATIONS |
|------------|-------------------------------|
| FIREENCL | 20 3/8" L x 14 3/8" W |
| FIREENCL-S | Shallow, 16" L x 14 3/8" W |



Mica Fire Tape

| CAT NO. | SPECIFICATIONS |
|----------|----------------|
| FIRETAPE | 3/4" W x 16' L |

Compatible Products



For use with Dedicated 4" IC LED Housings

4" Ply™ 120/277V LED Inserts



Round Insert

EL495

Finishes:

(DW, DHW, DCW)

| PRODUCT NUMBER BUILDER | | | |
|-------------------------|-------------------|----------------|--------------------------------|
| 4" 120/277V LED Inserts | Color Temperature | | Finish |
| EL495 | | | |
| | 30 | 3000K (800 lm) | DW All White |
| | 35 | 3500K (850 lm) | DHW Haze w/White Ring |
| | 40 | 4000K (900 lm) | DCW Chrome w/White Ring |

**Must be used with PLY™ Housings for 0-10V dimmability (EL490ICDXA, EL490RICDXA, EL492ICDXA, EL492RICDXA). With non-ply housing this is non-dimmable, 120-277V input only.*

4" Ply™ 120/277V Adjustable LED Inserts



Round Adjustable Gimbal

EL414

Finishes:

(DXW, DXB)



Round Adjustable Insert

EL497

Finishes:

(DXW, DXB, DXBZ DXN)



Square Adjustable Insert

EL447

Finishes:

(DXW, DXB, DXBZ DXN)

ACCESSORIES



Interchangeable Lens

(For EL497 & EL447 Series only)

EP710C 20° Beam
EP712C 60° Beam

| PRODUCT NUMBER BUILDER | | | |
|------------------------------------|-----------------------------|-------------------|------------------------|
| 4" 120/277V Adjustable LED Inserts | Style | Color Temperature | Finish |
| EL4 | | | |
| | 14 Adjustable Gimbal | 27D 2700K | DXW All White |
| | 97 Round Adjustable | 30D 3000K | DXB All Black |
| | 47 Square Adjustable | | DXBZ All Bronze |
| | | | DXBN All Nickel |

**Must be used with PLY™ Housings for 0-10V dimmability (EL490ICDXA, EL490RICDXA, EL492ICDXA, EL492RICDXA). With non-ply housing this is non-dimmable, 120-277V input only.*