

# Pex™ 3" Round Adjustable Slot Aperture

Pex™ Precision die-cast adjustable trims with twist-&-lock system for easy Koto™ Module installation



## Features

- 4 3/8" O.D.
- 45° Adjustability.
- Convenient twist-lock design for easy installation.
- Damp Location Rated.
- Lamp: Koto™ LED Module.
- Recommended to be used with Maximum Adjustability Housings

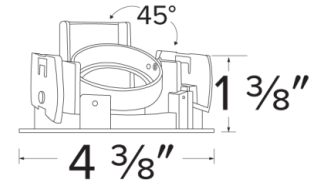
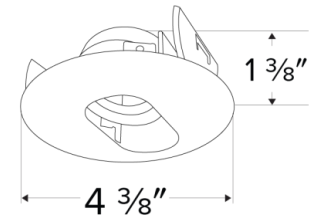
## Technical Details

**Construction:** Diecast aluminum with a powder coated finish.

**Installation:** Twist-lock design allows for easy mounting onto the Koto™ LED Module.

**Lamp:** Koto™ LED Module only.

## Dimensions



## Product Number

Item	Finish
ELK3620W	Black Slot/White Ring

## Product Number Builder Example: ELK3620W

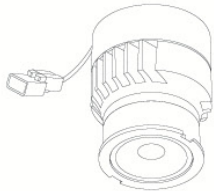
Pex™ 3" Adjustable Slot Aperture	Finish
ELK3620	W Black Slot/White Ring

# Compatible Products



For use with 3" Koto™ Twist-&-Lock Trims

## Koto™ LED Module & 3" Dedicated LED ICA Housing



**Koto™ LED Module**  
ELK07 - ELK09

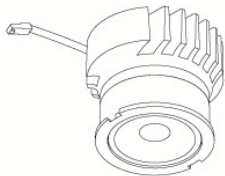
PRODUCT NUMBER BUILDER			
Koto™ LED Module	Lumens	Color Temperature	Beam Angle
ELK			
07	750 lm	27 2700K	(blank) 38° lens (Standard)
09	950 lm	30 3000K	-S 18° lens
		35 3500K	-N 25° lens
		40 4000K	-W 60° lens
		SD Sunset Dimming (ELK09 Only)	



3" ICA Maximum Adjustability Housing  
**New Construction**

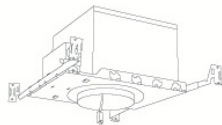
CAT NO.	SPECIFICATIONS
EL386ICA	Maximum Adjustability

## Koto™ Architectural LED Light Engine & 3" Architectural ICA Housings



**Koto™ LED Light Engine**  
ELK19 - ELK21

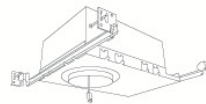
PRODUCT NUMBER BUILDER			
Koto™ LED Light Engine	Lumens	Color Temperature	Beam Angle
ELK			
19	750 - 850 lm	27D 2700K	(blank) 38° lens (Standard)
21	1100 - 1500 lm	30D 3000K	-S 18° lens
		35D 3500K	-N 25° lens
		40D 4000K	-W 60° lens
		SD Sunset Dimming (ELK19 Only)	



3" High Lumen Maximum Adjustability ICA Housing  
1500 lm (18.9W) w/ELK21 Series Module  
Not for use with ELK19 Series Module

**New Construction**

CAT NO.	SPECIFICATIONS
E3LK85ICAD	120/277V - 0-10V/Triac/ELV



3" Shallow Maximum Adjustability ICA Housing  
850 lm (14.7W) w/ELK19 Series Module  
1100 lm (14.7W) w/ELK21 Series Module

**New Construction**

CAT NO.	SPECIFICATIONS
E3LK76ICA	120V - Triac/ELV
E3LK77ICAD	120/277V - 0-10V/Triac/ELV

### ACCESSORIES FOR KOTO™ LED MODULE & KOTO™ ARCHITECTURAL LED LIGHT ENGINE



**Lens**

EP731C	18° Lens
EP732C	25° Lens
EP733C	38° Lens
EP734C	60° Lens

*\*EP732C, EP733C, EP734C Included*



**Reflectors**

EP735C	15°
EP736C	25°
EP737C	38°
EP738C	60°



**Secondary Optics**

L45	Hex Louver
L46	Linear Louver
L47	Spread Louver