

Pex™ 3" Round Deep Reflector

Pex™ Precision die-cast trims with twist-&-lock system for easy Koto™ Module installation



Features

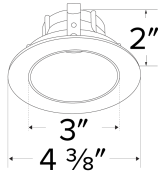
- 3" Round Deep Reflector.
- Convenient twist-lock design for easy installation.
- Lamp: Koto™ LED Module.
- Wet location rated.

Technical Details

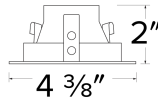
Construction: Diecast aluminum with a powder coated finish.

Installation: Twist-lock design allows for easy mounting onto the Koto™ LED Module.

Lamp: Koto™ LED Module only.



Dimensions:



Options



All White



All Black



All Bronze



Black Reflector with White Ring



Chrome Reflector with White Ring



Haze Reflector with White Ring

Product Number

| Item | Finish |
|----------|----------------------------|
| ELK3618B | Black Reflector White Ring |

Product Number Builder Example: ELK3618W

Pex™ 3" Round Deep Reflector Finish

| | |
|---------|--|
| ELK3618 | |
|---------|--|

- W** All White
- BB** All Black
- BZ** All Bronze
- B** Black with White Ring
- C** Chrome with White Ring
- H** Haze with White Ring

Compatible Products

For use with 3" Koto™ Twist-&-Lock Trims

Koto™ LED Module



Koto™ LED Module
ELK07, ELK09, & ELK11

| PRODUCT NUMBER BUILDER | | | | | |
|------------------------|---------|---------------------------------------|---------------------------------------|--|--|
| Koto™ LED Module | Lumens | Color Temperature | Beam Angle | | |
| ELK | | | | | |
| 07 | 750 lm | 27 2700K | (blank) 38° lens (Standard) | | |
| 09 | 950 lm | 30 3000K | -S 18° lens | | |
| 11 | 1150 lm | 35 3500K | -N 25° lens | | |
| | | 40 4000K | -W 60° lens | | |
| | | SD Sunset Dimming (For ELK09 & ELK11) | -FC 18° - 50° Adjustable (ELK07 Only) | | |

| ACCESSORIES | |
|--|-------------------------|
| | Lens |
| | Snoot |
| EP731C* | 18° Lens |
| EP732C* | 25° Lens |
| EP733C* | 38° Lens |
| EP734C* | 60° Lens |
| <small>*EP732C, EP733C, EP734C Included with standard module</small> | |
| | Secondary Optics |
| L45 | Hex Louver |
| L46 | Linear Lens |
| L47 | Spread Louver |
| L49 | Frosted Lens |
| L51 | Color Shifter |

Koto™ LED Module with 5-CCT Switch

Product Number

| | |
|----------|----------------------|
| ELK08CT5 | 825 lm, 5-CCT, 120V |
| ELK10CT5 | 1000 lm, 5-CCT, 120V |

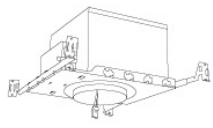
12V AC Retrofit Koto™ LED Module

For retrofitting 4" Bi-Pin 12V AC GU5.3 Housings

Product Number

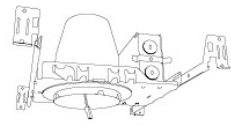
| | |
|------------|------------------------|
| ELK0827-12 | 800 lm, 2700K, 12V AC |
| ELK0830-12 | 800 lm, 3000K, 12V AC |
| ELK08SD-12 | 800 lm, Sunset, 12V AC |

3" Koto™ Dedicated LED ICA Housings



3" ICA Maximum Adjustability Housing
New Construction

| CAT NO. | SPECIFICATIONS |
|----------|-----------------------|
| EL386ICA | Maximum Adjustability |



3" ICA Housing
New Construction

| CAT NO. | SPECIFICATIONS |
|--------------|--|
| EL390ICA | |
| EL390ICA-EM5 | Emergency Battery Back-up (90 minutes) |



3" ICA Housing
Remodel

| CAT NO. | SPECIFICATIONS |
|-----------|----------------|
| EL390RICA | |



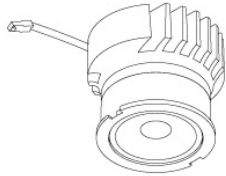
2-Hour Fire Rated 3" ICA Housing
New Construction

| CAT NO. | SPECIFICATIONS |
|----------|----------------------------|
| EL39FICA | 7 1/2" Height, Sound Rated |

Compatible Products

For use with 3" Koto™ Twist-&-Lock Trims

Koto™ Architectural LED Light Engine



Koto™ LED Light Engine
ELK19 - ELK21

| PRODUCT NUMBER BUILDER | | | | |
|------------------------|----------------|--------------------------------|------------|-----------------------------------|
| Koto™ LED Light Engine | Lumens | Color Temperature | Beam Angle | |
| ELK | | | | |
| 19 | 750 - 850 lm | 27D 2700K | (blank) | 38° lens (Standard) |
| 21 | 1100 - 1500 lm | 30D 3000K | -S | 18° lens |
| | | 35D 3500K | -N | 25° lens |
| | | 40D 4000K | -W | 60° lens |
| | | SD Sunset Dimming (ELK19 Only) | -FC | 18° - 50° Adjustable (ELK21 Only) |

ACCESSORIES

Lens

EP731C 18° Lens
EP732C 25° Lens
EP733C 38° Lens
EP734C 60° Lens
*EP732C, EP733C, EP734C
Included with standard module

Snoot

L50W White
L50B Black

Secondary Optics

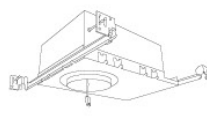
L45 Hex Louver
L46 Linear Lens
L47 Spread Louver
L49 Frosted Lens
L51 Color Shifter

*Standard module includes 38° installed with 25° & 60° field changeable lenses.

3" Koto™ Architectural Recessed Housings



3" High Lumen Maximum Adjustability ICA Housing
Use with ELK21 Series Module
Not for use with ELK19 Series Module
New Construction



3" Shallow Maximum Adjustability ICA Housing
1000 lm (14.7W) w/ELK19 Series Module
1200 lm (14.7W) w/ELK21 Series Module
New Construction



3" Standard ICA Housing
800 lm (10.5W) w/ELK19 Series Module
1000 lm (10.5W) w/ELK21 Series Module
New Construction

| CAT NO. | SPECIFICATIONS |
|------------|---|
| E3LK53ICA | 1350 lm, 15.7W, 120V, Triac/ELV |
| E3LK54ICAD | 1350 lm, 15.7W, 120/277V, 0-10V/Triac/ELV |
| E3LK84ICA | 1500 lm, 18.9W, 120V, Triac/ELV |
| E3LK85ICAD | 1500 lm, 18.9W, 120/277V, 0-10V/Triac/ELV |

| CAT NO. | SPECIFICATIONS |
|------------|---------------------------|
| E3LK76ICA | 120V, Triac/ELV |
| E3LK77ICAD | 120/277V, 0-10V/Triac/ELV |

| CAT NO. | SPECIFICATIONS |
|----------------|---------------------------|
| E3LK65ICA | 120V, Triac/ELV |
| E3LK65ICA-EM1 | Emergency Battery Back-Up |
| E3LK66ICAD | 120/277V, 0-10V/Triac/ELV |
| E3LK66ICAD-EM1 | Emergency Battery Back-Up |



3" Standard ICA Housing
800 lm w/ELK19 Series Module
1000 lm w/ELK21 Series Module
Remodel

| CAT NO. | SPECIFICATIONS |
|-------------|----------------------------------|
| E3LK65RICA | 120V, 10.5W, Triac/ELV |
| E3LK66RICAD | 120/277V, 11.8W, 0-10V/Triac/ELV |



2-Hour Fire Rated 3" ICA Housing
750 lm (10.5W) w/ELK19 Series Module
950 lm (10.5W) w/ELK21 Series Module
New Construction

| CAT NO. | SPECIFICATIONS |
|------------|---------------------------|
| ELK72FICA | 120V, Triac/ELV |
| ELK73FICAD | 120/277V, 0-10V/Triac/ELV |