

# 2" Square Adjustable LED Light Engines



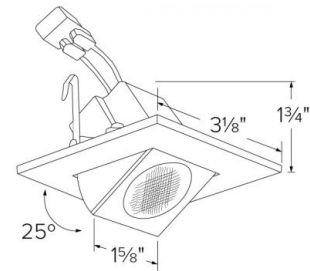
## Features

- Suitable for use in fixtures installed in insulated ceilings.
- Suitable for new construction and remodel housings.
- Suitable for installation into ELCO 2" recessed fixtures with 2-wire connector.
- Diecast construction provides lasting durability.
- 25° adjustability.
- Energy Star Certified.
- Title 24 JA8-2019 Compliant.

## Specifications

<b>Wattage</b>	9W
<b>Lumens</b>	895 lm
<b>Color Temp.</b>	3500K
<b>Dimmable</b>	Triac/ELV
<b>Lamp Type</b>	LED
<b>Beam Angle</b>	36°
<b>CRI</b>	93+
<b>Wet Location</b>	Listed

## Dimensions



## Technical Details

**Optics:** PC Lens for even lumen distribution.

**Construction:** Diecast construction for lasting quality and greater heat dissipation. High quality powder coat finish preventing rust and paint cracking.

**Installation:** Must be installed in ELCO 2" Alder System housing; E2LC106ICA, E2LC175ICA, E2LC175RICA, E2LC106, E2LRC106.

### LED Technology:

- Extremely accurate color rendering with 93+ CRI.
- Efficacy of max. 97 lumens per watt.
- Lumen Maintenance of 50,000 hours L70 based on LM80 standardized test results.
- Superior Thermal Management by utilizing aluminum body as heat sink.

**Listings:** UL Listed for Wet Location. ENERGY STAR® Certified. Title 24 JA8-2019 Compliant.

**Warranty:** ELCO Products are built to last with a 5-year Limited warranty.

## Product Number

Item	Lamp type	Lumens	CCT	Watts	Dimming	Beam Angle	Finish
E219C0735W	LED	895 lm	3500K	9W	Triac/ELV	36°	White

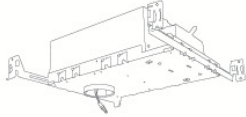
## Product Number Builder Example: E219C0627W

ELCO 2" Light Engines	Lumens	Color Temp.	White
<b>E219C</b>			<b>W</b>
	06 680	27 2700K	
	07 880	30 3000K	
		35 3500K (07 only)	
		40 4000K (07 only)	

# Compatible Products

For use 2" LED Light Engines

## 2" Alder™ IC Airtight LED Housings



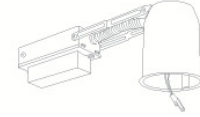
2" Double Wall LED IC Housing  
**New Construction**

CAT NO.	SPECIFICATIONS
E2LC106ICA	9W, 120V, Triac/ELV



2" Single Wall LED IC Housing  
**New Construction**

CAT NO.	SPECIFICATIONS
E2LC175ICA	9W, 120V, Triac/ELV



2" Single Wall LED IC Housing  
**Remodel**

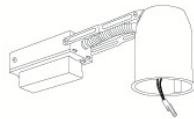
CAT NO.	SPECIFICATIONS
E2LC175RICA	9W, 120V, Triac/ELV

## 2" Alder™ Non-IC Airtight LED Housings



2" Single Wall LED Non-IC Housing  
**New Construction**

CAT NO.	SPECIFICATIONS
E2LC106	9W, 120V, Triac/ELV



2" Single Wall LED Non-IC Housing  
**Remodel**

CAT NO.	SPECIFICATIONS
E2LRC106	9W, 120V, Triac/ELV

## 2" Alder™ Accessories



**Emergency Battery Backup**

CAT NO.	SPECIFICATIONS
KEM-LD3	8W, Up to 750 lm
KEM-LD4	12W, Up to 1100 lm



**Fire Cover**

CAT NO.	SPECIFICATIONS
FIRECVR	9 3/4" H x 17" O.D.



**Fire Enclosure**

CAT NO.	SPECIFICATIONS
FIREENCL	20 3/8" L x 14 3/8" W
FIREENCL-S	Shallow, 16" L x 14 3/8" W



**Mica Fire Tape**

CAT NO.	SPECIFICATIONS
FIRETAPE	3/4" W x 16' L

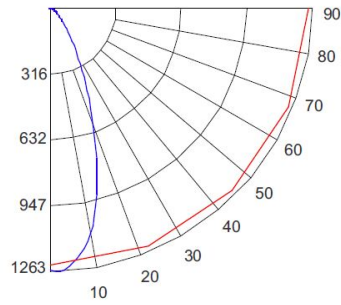
\*Driver included for all housings

# 2" Square Adjustable LED Light Engine

Multiplier: 3000K (x 1.04)

## PHOTOMETRIC REPORT

Product #: E219C0627  
 Wattage/Lumens: 8.8W/ 663 lm  
 Luminaire LPW: 75 Lm/W



## CANDLE POWER SUMMARY

Degrees Vertical	0°
0	1255
5	1202
15	806
25	354
35	142
45	49
55	20
65	10
75	4
85	1
90	0

## ILLUMINANCE AT A DISTANCE

Distance to Target Plane	Footcandles Beam Center	Beam Diameter
4'	78.5	2.6'
6'	34.9	4.0'
8'	19.6	5.3'
10'	12.6	6.6'

## ZONAL LUMEN SUMMARY

Zone	Lumens	% Luminaire
0-30°	496.45	74.90
0-40°	588.31	88.70
0-60°	646.30	97.40
0-90°	662.48	99.90