

# 6" Super Sloped Reflector with PAR30 Gimbal Trim



## Features

- Super Sloped Reflector with PAR30 Gimbal.
- Lamp: 75W MAX PAR30.

## Technical Details

### Construction:

- Meticulously manufactured trim with a powder coated or anodized finish.
- Integral gimbal ring holds lamp and allows for 30° internal adjustability while keeping a flush look on the ceiling.

**Installation:** Clips securely mount trim into the housing and keeps ring flush with ceiling.

**Compatible Housings:** EL946ICA, EL901ICA, EL901RICA, EL901HT, EL901RT.

**Lamp:** Compatible with Medium base (E26) PAR type.

## Options



All White

Black w/White Ring Clear w/White Ring

## Product Number

Item	Finish
EL604B	Black w/White Ring

## Product Number Builder Example: EL604W

6" Super Sloped Reflector Trim with PAR30 Gimbal

Finish

EL604

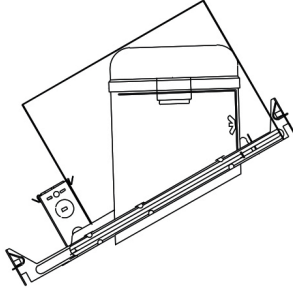
- W** All White
- B** Black w/White Ring
- C** Clear w/White Ring

# Compatible Products

For use with **6" Super Sloped Trims**

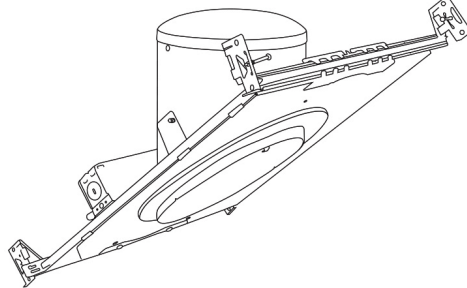
---

## 6" E26 Base Super Sloped Ceiling IC Housings



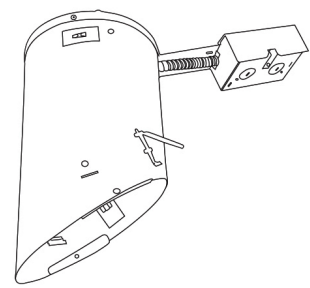
6" E26 Medium Base Sloped Housing  
**New Construction**

CAT NO.	SPECIFICATIONS
EL946ICA	90W Max.



6" E26 Medium Base Sloped Housing  
**New Construction**

CAT NO.	SPECIFICATIONS
EL901ICA	75W Max.

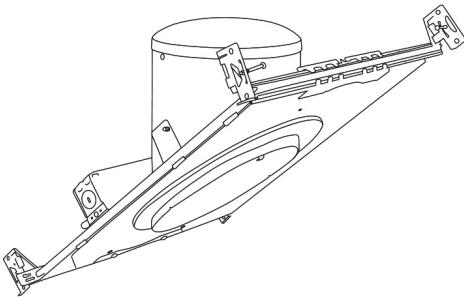


6" E26 Medium Base Sloped Housing  
**Remodel**

CAT NO.	SPECIFICATIONS
EL901RICA	75W Max.

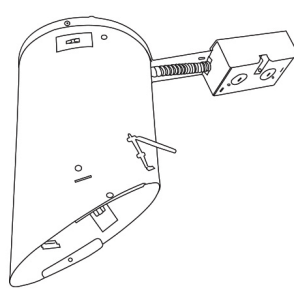
---

## 6" E26 Base Super Sloped Ceiling Non-IC Housings



6" E26 Medium Base Sloped Housing  
**New Construction**

CAT NO.	SPECIFICATIONS
EL901HT	90W Max.



6" E26 Medium Base Sloped Housing  
**Remodel**

CAT NO.	SPECIFICATIONS
EL901RT	90W Max.