

# 4" Round LED Reflector Insert

ELCO Lighting's inserts are engineered with energy-efficient LED technology that produces even illumination with an incredible 93+ CRI. Designed to be used for New Construction, Remodel, and Retrofit applications, these inserts are rated for a life of 50,000 hours, and meet the Title 24 and Energy Star requirements. Suitable for IC and Non-IC housings manufactured by ELCO or others. The best green choice for simple residential lighting projects.



## Features

- Fits ELCO 4" Dedicated LED Recessed Housings, Regular and Shallow.
- Soft white lens provides smooth lumen distribution and eliminates LED pixelation.
- Deep set LED trim reduces glare while providing area illumination.
- Medium Base Adapter (PSA30) included.
- CA Title 24, ENERGY STAR, JA8-2016-E.
- Life Span of 50,000 hours L70.

## Specifications

<b>Wattage</b>	10W
<b>Lumens</b>	740 lm - 860 lm
<b>Voltage</b>	120V
<b>Color Temp.</b>	2700K - 5000K
<b>Dimmable</b>	Triac/ELV
<b>Lamp Type</b>	LED
<b>Beam Angle</b>	90°
<b>CRI</b>	93+
<b>Wet Location</b>	Listed

## Options



White

Bronze

## Technical Details

**Optics:** Frosted polycarbonate lens diffuses light evenly throughout while reducing glare with LED Array technology.

**Construction:** For use in IC and non-IC housings. Spun Aluminum for greater heat dissipation. High quality powder coat finish preventing rust and paint cracking.

**Installation:** Includes PSA30 medium base adapter for retrofitting existing housings. Quick connect for use with ELCO housings EL490ICA, EL490RICA, EL492ICA, EL492RICA, EL49FICA. PSA30 (Medium Base Socket adapter) allows for use with EL99ICA, EL99RICA, EL99FICA, EL99A, EL99RA. PSA31 (GU10 Socket Adapter, not included) allows for use with EL49ICA, EL49A, EL49RA. PSA35 (GU24 Socket Adapter, not included) allows for use with EL99ICA-G24, EL99RICA-G24. Can be used in IC and non-IC housings.

**Electrical:** Driver connects to 120V power supply. High Efficiency driver with a power factor > 0.9. Start time of less than .75 seconds.

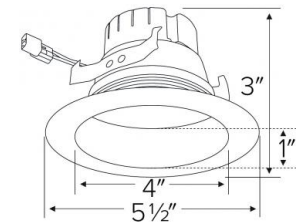
**LED Technology:** Extremely accurate color rendering with 93+ CRI. Lumen Maintenance of 50,000 hours L70 Life based on LM80 standardized test results. Superior Thermal Management by utilizing integral heat sink. Instant On to Full Brightness. No LED pixelation.

**Dimmability:** Works with 120V Triac and ELV type dimmers. Dims down to 10%. For full list of dimmers refer to the Dimmer Compatibility List. Industry leading dimming. Dims smoothly with no hot spots or flickering.

**Listings:** UL Listed for Wet Location. RoHS Compliant. ENERGY STAR® Certified. California Title 24 JA8-2016-E.

**Warranty:** ELCO Products are built to last with a 5-year Limited Warranty.

## Dimensions



## Product Numbers

Item	Lamp type	Lumens	CCT	Watts	Voltage	Dimming	Beam Angle	Finish
EL41527W	LED	740 lm	2700K	10W	120V	Triac/ELV	90°	White
EL41527BZ	LED	740 lm	2700K	10W	120V	Triac/ELV	90°	Bronze
EL41530W	LED	770 lm	3000K	10W	120V	Triac/ELV	90°	White
EL41530BZ	LED	770 lm	3000K	10W	120V	Triac/ELV	90°	Bronze
EL41535W	LED	800 lm	3500K	10W	120V	Triac/ELV	90°	White
EL41535BZ	LED	800 lm	3500K	10W	120V	Triac/ELV	90°	Bronze
EL41540W	LED	830 lm	4000K	10W	120V	Triac/ELV	90°	White
EL41550W	LED	860 lm	5000K	10W	120V	Triac/ELV	90°	White

# Product Number Builder

Example: **EL41527W**

ELCO 4" LED Reflector Insert

**EL415**

Color Temp.

Finish

**27** 2700K

**30** 3000K

**35** 3500K

**40** 4000K (White Only)

**50** 5000K (White Only)

**W** White

**BZ** Bronze

For use with 4" LED Inserts

## 4" Dedicated LED IC Housings



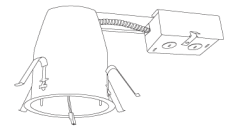
4" 2-Hour Fire Rated  
**New Construction**

CAT NO.	SPECIFICATIONS
EL49FICA	2-Hour Fire Rated



4" LED Housing  
**New Construction**

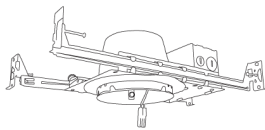
CAT NO.	SPECIFICATIONS
EL490ICA	
EL490ICA-7	277V to 120V Drop Down Transformer
EL490ICA-EM5	90 min. Battery Backup



4" LED Housing  
**Remodel**

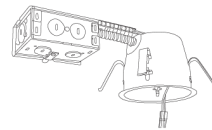
CAT NO.	SPECIFICATIONS
EL490RICA	

## 4" Dedicated LED Shallow Housings



4" LED Shallow Housing  
**New Construction**  
3½" Height

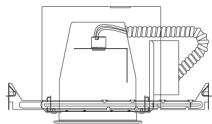
CAT NO.	SPECIFICATIONS
EL492ICA	
EL492ICA-7	277V to 120V Drop Down Transformer
EL492ICA-EM5	90 min. Battery Backup



4" LED Shallow Housing  
**Remodel**  
3½" Height

CAT NO.	SPECIFICATIONS
EL492RICA	

## 4" E26 Base Housings



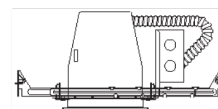
4" IC Housing  
**New Construction**

CAT NO.	SPECIFICATIONS
EL99ICA	50W MAX.



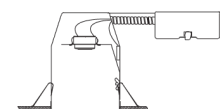
4" IC Housing  
**Remodel**

CAT NO.	SPECIFICATIONS
EL99RICA	50W MAX.



4" Non-IC Housing  
**New Construction**

CAT NO.	SPECIFICATIONS
EL99A	50W MAX.

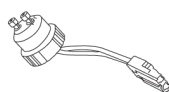


4" Non-IC Housing  
**Remodel**

CAT NO.	SPECIFICATIONS
EL99RA	50W MAX.



**PSA30**  
Medium base to Ideal terminal connector



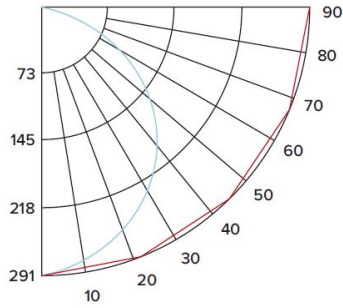
**PSA31**  
GU10 to Ideal connector  
PSA31 Available for retrofitting GU10 housings (Not shown above)

# LED Reflector Insert

Multiplier: 2700K (x 0.96), 3500K (x 1.04), 4000K (x 1.08), 5000K (x 1.12)

## PHOTOMETRIC REPORT

Product #: EL41530  
 Wattage/Lumens: 10.2W/ 725 Lm  
 Luminaire LPW: 71 Lm/W



## CANDLE POWER SUMMARY

Degrees Vertical	0°
0	290
5	287
15	273
25	249
35	212
45	167
55	117
65	66
75	20
85	2.04
90	0

## ILLUMINANCE AT A DISTANCE

Distance to Target Plane	Footcandles Beam Center	Beam Diameter
4'	18.1	10.1'
6'	8.06	15.2'
8'	4.53	20.3'
10'	2.90	25.4'

## ZONAL LUMEN SUMMARY

Zone	Lumens	% Luminaire
0-30°	223.37	30.80
0-40°	361.81	49.90
0-60°	613.63	84.60
0-90°	725.45	100